

TECHNICAL MANUAL

**ORGANIZATIONAL MAINTENANCE REPAIR PARTS AND
SPECIAL TOOLS LIST**

**COMPRESSOR, RECIPROCATING, AIR: GASOLINE ENGINE DRIVEN;
15 CFM; 175 PSI; RECEIVER MOUNTED**

**(CHAMPION PNEUMATIC MODEL OEG-458-ENG-1) FSN 4310-861-9818;
RECEIVER MOUNTED (CHAMPION PNEUMATIC MODEL OEG-458-ENG-2)
FSN 4310-075-5251; RECEIVER MOUNTED (CHAMPION PNEUMATIC
MODEL OEG-458-ENG-3) FSN 4310-965-1197; BASE MOUNTED FOR
MOUNTING ON ORD. TRAILER, WINTERIZED (CHAMPION PNEUMATIC
MODEL BMW-452-ENG) FSN 4310-861-9819; BASE MOUNTED,
WINTERIZED (CHAMPION PNEUMATIC MODEL BMW-452-ENG-1)
FSN 4310-088-5342**

Technical Manual }
No. 5-4310-227-20P }

HEADQUARTERS
DEPARTMENT OF THE ARMY
Washington, D. C., 11 July 1972

ORGANIZATIONAL MAINTENANCE REPAIR PARTS AND SPECIAL TOOLS LIST

COMPRESSOR, RECIPROCATING, AIR: GASOLINE ENGINE DRIVEN; 15 CFM; 175 PSI;
RECEIVER MOUNTED (CHAMPION PNEUMATIC MODEL OEG-458-ENG-1) FSN 4310-
861-9818; RECEIVER MOUNTED (CHAMPION PNEUMATIC MODEL OEG-458-ENG-2)
FSN 4310-075-5251; RECEIVER MOUNTED (CHAMPION PNEUMATIC MODEL OEG-
458-EUG-3) FSN 4310 -965-1 197; BASE MOUNTED FOR MOUNTING ON ORD.
TRAILER, WINTERIZED (CHAMPION PNEUMATIC MODEL BMW-452-ENG) FSN 4310-
861-9819; BASE MOUNTED, WINTERIZED (CHAMPION PNEUMATIC MODEL BMW-
452-ENG-1) FSN 4310-088-5342

Current as of 20 June 1972

	Page	Illus Figure
Section I. INTRODUCTIONiii	
II. REPAIR PARTS LIST		
Group 01. Flywheel, Pulley, Guard and Belt1	
Flywheel, pulley, guard and belt1	
02. Fuel Tank, Lines, and Fittings3	
Fuel tank2	
Fuel tank3	
Fuel tank, lines and fittings4	
Fuel filter assembly5	
03. Air cleaner, battery frame, lead and muffler6	
Air cleaner6	
Muffler and bracket7	
Battery frame, lead and muffler8	
04. Engine Assembly7	
Magneto9	
Magneto cap, temperature switch and condenser10	
Carburetor and fuel pump.11	
Generator belt guard.12	
Generator13	
Generator regulator14	
Generator and regulator..13	
Starter16	
Starter and mounting hardware17	
Starter18	
Control panel19	

* This manual together with TM 5-4310-227-34P 11 July 1972 supersedes TM 5-4310-227-25P, 10 January 1967, including changes.

	Page	Illus Figure
Throttle control20	
Cylinder head pulley21	
Pulley, flywheel and air shroud22	
Piston, connecting rod and crankshaft23	
Crankcase, camshaft and valves24	
Oil pump25	
05. Idling device, governor body and spindle	25	
Idling device26	
Governor body and spindle.27	
06. Air compressor assembly29	
Muffler filter28	
Manifolds, tubes and fittings29	
Compressor crankcase.30	
Crankshaft, pistons and connecting rods31	
Outlet low pressure and hi-pressure valves32	
Inlet low pressure and hi-pressure valves33	
07. Air receiver tank, lines and fittings	35	
Hoses and chucks34	
Air receiver tank35	
Air receiver tank36	
Unloader valve37	
08. Frame and housing40	
Frame and fuel filter fittings38	
Base and battery frame39	
Housing40	
Section III. SPECIAL TOOLS, TEST AND SUPPORT EQUIPMENT (Not Applicable)		
IV. FEDERAL STOCK NUMBER AND REFERENCE NUMBER		
INDEX84	

SECTION I. INTRODUCTION

1. Scope

a. This manual lists repair parts, special tools, test and support equipment required for the performance of organizational maintenance of the air compressor.

b. Repair parts listed represent those authorized for use at the organizational level and will be requisitioned on an "as required" basis until stockage is justified by demand in accordance with AR 710-2.

2. General

This repair parts and special tools list is divided into the following sections:

a. *Repair Parts - Section II.* A list, in figure and item number sequence, of repair parts authorized at the organizational level for the performance of maintenance, including those items which must be removed for replacement of the authorized item. Items, except kits and sets, are listed by assembly group sequence. Repair parts kits and sets are listed separately at the end of the assembly group to which they belong. Components of the kits and sets are listed in their proper sequence in the assembly group to which they belong and are referenced to the FSN of the kit or set.

b. *Special Tools, Test and Support Equipment - Section III.* Not applicable.

c. *Federal Stock Number and Reference Number Index - Section IV.* A list of Federal stock numbers in ascending numerical sequence followed by a list of reference numbers in alpha-numeric sequence, cross-referenced to the illustration figure number and item number.

3. Explanation of Columns

The following provides an explanation of columns in the tabular lists in section II.

a. *Source, Maintenance, and Recoverability Codes (SMR):*

(1) *Source code.* Indicates the source for the listed item. Source codes are:

Code	Explanation
P	Repair parts, special tools, and test equipment

Code	Explanation
	supplied from GSA/DSA, or Army supply system, and authorized for use at indicated maintenance levels.
P2	Repair parts, special tools, and test equipment which are procured and stocked for insurance purposes because combat or military essentiality of the end item dictates that a minimum quantity be available in the supply system.
M	Repair parts, special tools, and test equipment which are not procured or stocked, as such, in the supply system but are to be manufactured at indicated maintenance levels.
A	Assemblies which are not procured or stocked as such, but are made up of two or more units. Such component units carry individual stock numbers and descriptions, are procured and stocked separately and can be assembled to form the required assembly at indicated maintenance levels.
X	Parts and assemblies that are not procured or stocked because the failure rate is normally below that of the applicable end item or component. The failure of such part or assembly should result in retirement of the end item from the supply system.
X1	Repair parts which are not procured or stocked. The requirement for such items will be filled by the next higher assembly or component.
X2	Repair parts, special tools, and test equipment which are not stocked and have no foreseen mortality. The indicated maintenance level requiring such repair parts will attempt to obtain the parts through cannibalization or salvage, if not obtainable through cannibalization or salvage, the item may be requisitioned with exception data, from the end item manager, for immediate use.
G	Major assemblies that are procured with PEMA funds for initial issue only as exchange assemblies at DSU and GSU level. Those assemblies will not be stocked above the DS and GS level or returned to depot supply level.

NOTE

Cannibalization or salvage may be used as a source of supply for any items source coded above except those coded X1 and aircraft support items as restricted by AR 700-42.

(2) *Maintenance code.* Indicates the lowest level of maintenance authorized to install the listed item. Repair parts and special tools assigned maintenance code "C" may be stocked at the operator level of maintenance when authorized by the unit commander. The maintenance level codes

are:

Code	Explanation
C	Crew or Operator maintenance
O	Organizational maintenance

(3) *Recoverability code.* Indicates whether unserviceable items should be returned for recovery or salvage. Items not coded are expendable. Recoverability codes are:

Code	Explanation
R	Applied to repair parts (assemblies and components), special tools and test equipment which are considered economically repairable at direct and general support maintenance levels. When the item is no longer economically repairable, it is normally disposed of at the GS level. When supply considerations dictate, some of these repair parts may be listed for automatic return to supply for depot level repair as set forth in AR 710-50. When so listed, they will be replaced by supply on an exchange basis.
S	Repair parts, special tools, and test equipment and assemblies which are economically repairable at DSU and GSU activities and which normally are furnished by supply on an exchange basis. When items are determined by a GSU to be uneconomically repairable, they will be evacuated to a depot for evaluation and analysis before final disposition.
T	High dollar value recoverable repair parts, special tools and test equipment which are subject to special handling and are issued on an exchange basis. Such items will be evacuated to the depot for overhaul or final disposition. Communication-Electronics and Missile Support items will be repaired/overhauled only at depots.
U	Repair parts, special tools and test equipment specifically selected for salvage by reclamation units because of their precious metal content, critical materials, high dollar value or reusable casings or castings.

b. Federal Stock Number. This column indicates the Federal stock number assigned to the item and will be used for requisitioning purposes.

c. Description. This column indicates the Federal item name and a minimum characteristic description required to describe the item. Assembly components and subassemblies are indented under major assemblies. The abbreviation "w/e", when used as a part of the nomenclature, indicates the Federal stock number includes all armament, equipment, accessories, and repair parts issued with the item. A part number or other reference number is followed by the applicable five-digit Federal supply code for manufacturers in parenthesis. Re-

pair parts quantities included in kits and sets are shown in front of the repair part name. Material required for manufacture or fabrication is identified.

d. Unit of Measure (U/M). A two-character alphabetic abbreviation indicating the amount or quantity of the item, as used, upon which the allowances are based, e.g., ft., ea., pr., etc.

e. Quantity Incorporated in Unit. This column indicates the quantity of the item used in the assembly group. A "V" appearing in this column in lieu of a quantity indicates that a definite quantity cannot be indicated, e.g., shims, spacers, etc.

f. 15-Day Organizational Maintenance. Items authorized for use as required but not for initial stockage are identified with an asterisk in the allowance column.

g. Illustration. This column is divided as follows:

(1) *Figure number.* Indicates the figure number of the illustration in which the item is shown.

(2) *Item number.* Indicates the callout number used to reference the item on the illustration.

4. Special Information

a. Identifications of the useable on codes included in the description column of this publication are:

Code	Used on
A	Model BMW-452-ENG
B	Model BMW-452-ENG-1
C	Model OEG-458-ENG-1
D	Model OEG-458-ENG-2
E	Model OEG-458-ENG-3

b. Parts which require manufacture or assembly at a level higher than that authorized for installation will indicate in the source column the higher level.

c. The following publications pertain to the compressor and its components:

LO5-2805-203-12	Lubrication Order
LO5-4310-227-15	Lubrication Order
TM 5-2805-203-14	Organizational, DS and GS Maintenance Manual
TM 5-2805-203-24P	Organizational, DS and GS Repair Parts and Special Tools List
TM 5-4310-227-15	Organizational, DS, GS, and Depot Maintenance Manual

d. The illustrations in this manual are identical to the applicable illustrations

published in the -35P, Direct and General Support and Depot Maintenance Repair Parts and Special Tools List manual, and the figure numbers are the same as appear in that manual. The -35P illustrations are given for a better understanding of the parts relationship, however, only those parts assigned maintenance code "O" are listed in the tabular list. Only illustrations containing organizational authorized items appear in this manual.

5. How to Locate Repair Parts

a. When Federal stock number, reference number, or part number is unknown:

(1) Using the table of contents, determine the assembly group within which the repair part belongs. This is necessary since illustrations are prepared for assembly groups and listings are divided into the same groups.

(2) Find the illustration covering the assembly group to which the repair part belongs.

(3) Identify the repair part on the illustration and note the illustration figure and item number of the repair part.

(4) Using the repair parts listing, find the assembly to which the repair part belongs and locate the illustration figure and item number noted on the illustration.

b. When the Federal stock number, reference number, or part number is known:

(1) Using the Index of Federal Stock Number, Reference Numbers, and/or Part Numbers find the pertinent Federal stock number, reference number, and/or part number. This index is in ascending FSN sequence followed by a list of reference numbers or part numbers in alpha-numeric sequence, cross-referenced to the illustration figure number and item number.

(2) Using the repair parts listing, find the assembly group of the repair part and the illustration figure number and item number referenced in the index of Federal stock numbers, reference numbers, or part numbers.

c. When the Federal stock number, reference number, or part number is known and the repair part is not illustrated:

(1) Using the Index of Federal Stock Numbers, Reference Numbers, and/or Part Numbers find the pertinent Federal stock number, reference number, or part number.

Parts which are not illustrated will reference to a figure number but will not show an item number. This section of the index is in ascending FSN sequence followed by a list of reference numbers or part numbers in alpha-numeric sequence, cross-referenced to the figures.

(2) Using the Table of Contents, locate the figure number and page number.

(3) Using the applicable figure and page number, locate the pertinent stock number, reference number, or part number in the repair parts listing.

6. Abbreviations

- AWG American Wire Gage
- dia diameter
- ft foot (feet)
- id inside diameter
- in inch (es)
- lg long (length)
- lh left hand
- mtg mounting
- n o number
- od outside diameter
- rh right hand
- s h sheet (s)
- thd thread (s) (cd)
- thk thick (ness)

7. Federal Supply Codes for Manufacturers

<i>Code</i>	<i>Manufacturer</i>
00000	Ordinance Corps
04255	Weatherhead Co., The
08070	True-Flate Div.
08288	Military Standards
09367	Allis-Chalmers Mfg Co.
11568	Champion Pneumatic Machinery Co.
14959	Crane Co.
19728	Prestolite Co., The
25472	Goodrich, B. F. Co., The
26403	Grinnell Co., Inc.
30327	Imperial-Eastman Corp
30399	Independent Lock Co.
48816	Pressed Steel Tank Co.
57733	Stewart-Warner Corp.
65705	Electric Storage Battery Co., Wisco Div.
66289	Wisconsin Motor Corp
71176	Browning Mfg Co., Inc.
71342	Cash, A. W. Valve Mfg. Corp
74400	Hobbs, John W. Corp
75336	Kingston, F. C. Co.
76700	Nelson Muffler Corp
78940	United Air Cleaner
79470	Weatherhead Co., The
79807	Wrought Washer Mfg Co.
79870	York Hoover Body Corp
79960	Bendix Corp, The
80749	United Specialties Co.
81348	Federal Spec., GSA

Code	Manufacturer
81349	Military Spec., DSA
82796	Fairbanks Morse Co.
83179	Joy Mfg Co.
84513	Ferry Cap and Setscrew Co.
86285	Cornell, E. H. Co.
86823	Roth, Roy E. Co.
87005	Madden Brass Products Co.
87764	Universal Screw and Bolt Co.
91340	Met-Pro Water Treatment Corp
91895	Marshall Brass Co.
92976	Kaddis, A.G. Screw Products, Inc.
94894	Milton Mfg Co., Inc.
96906	Military Standard
97403	Army Engineer R & D Lab.

8. Recommendations for Maintenance Publications Improvements

Report of errors, omissions, and recommendations for improving this publication by the individual user is encouraged. Reports should be submitted on DA Form 2028 (Recommended Changes to Publications) and forwarded direct to Commanding General, U. S. Army Mobility Equipment Command, ATTN: AMSME-MPP, 4300 Goodfellow Boulevard, St. Louis, Missouri 63120.

TM5-4310-227-20P (1)	(2)	(3)	(4)	(5)	(6) 15-DAY ORGANIZATIONAL MAINTENANCE ALW				(7) ILLUS- TRATION		
SMR CODE	FEDERAL STOCK NUMBER	DESCRIPTION REF NUMBER & MFR CODE	USABLE ON CODE	UNIT OF MEAS	QTY INC IN UNIT	(A) 1-5	(B) 6-20	(C) 21-50	(D) 51-100	(A) FIG NO	(B) ITEM NO
SECTION II - REPAIR PARTS LIST FOR ORGANIZATIONAL MAINTENANCE											
GROUP 01 - FLYWHEEL, PULLEY, GUARD AND BELTS											
X20		GUARD, BELT M428 (11568)	BCD	EA	1					1	1
X20		GUARD, BELT Z271-1 (11568)	E	EA	1					1	1
X20		BRACKET, BELT GUARD: GUARD TO HEAD M428-3 (11568)	CD	EA	1					1	2
X20		BRACKET, BELT GUARD: GUARD TO HEAD Z247-3 (11568)	E	EA	1					1	2
P 0	5310-732-0559	NUT, PLAIN, HEXAGON: BELT GUARD TO BRACKET	C	EA	1	*	*	*	*	1	3
X20		PULLEY, GROOVE: COMPRESSOR DRIVE 31-2X11-8VA (11568)	ABC	EA	1					1	
X20		PULLEY, GROOVE: COMPRESSOR DRIVE 3-1-2X1-1-8-2UA (11568)	D	EA	1					1	
X20		PULLEY, GROOVE: COMPRESSOR DRIVE Z272 (11568)	E	EA	1					1	
P 0	5305-068-0502	SCREW, CAP, HEXAGON HEAD: SLEEVE AND BUSHING MTG MS35295-6 (96906)	ABC	EA	2	*	*	*	*	1	4
X20		SCREW, CAP, HEXAGON HEAD: BUSHING TO PULLEY 1-2X3-4CS (11568)	E	EA	2					1	4
X1		SHEAVE ZAK34H (71176)	ABC	EA	1					1	5
X1		SHEAVE M722 (11568)	E	EA	1					1	5
X1		BUSHING H118X1-4X1-8KS (71176)	AC	EA	1					1	6
X1		BUSHING H118X1-4X1-8K (71176)	B	EA	1					1	6
X1		BUSHING M721 (11568)	E	EA	1					1	6
X20		FLYWHEEL, COMPRESSOR DRIVE RE4-7VG (11568)		EA	1					1	7
P 0	3030-854-7351	BELTS, V, DRIVE 4L710-2 (25472) (MATCHED SET)		EA	1	*	*	*	*	1	8
X20		NUT, PLAIN, HEXAGON: COMPRESSOR FLYWHEEL 1-2-13NC (87764)		EA	1					1	9
P 0	5310-266-0385	NUT, PLAIN, HEXAGON: BELT GUARD BRACKET TO BASE	C	EA	2	*	*	*	*	1	10
P 0	5310-723-4458	NUT, PLAIN, HEXAGON: GUARD BRACKET TO BASE 1-4-20N (87764)	E	EA	1	*	*	*	*	1	10
P 0	5310-209-0786	WASHER, LOCK: BELT GUARD BRACKET TO BASE	C	EA	2	*	*	*	*	1	11
P 0	5310-209-0786	WASHER, LOCK: GUARD BRACKET TO BASE 1-4ETL (79807)	E	EA	1	*	*	*	*	1	11
P 0	5310-809-4058	WASHER, FLAT: BELT GUARD BRACKET TO BASE	C	EA	2	*	*	*	*	1	12

SMR CODE	FEDERAL STOCK NUMBER	DESCRIPTION REF NUMBER & MFR CODE	USABLE ON CODE	(4)	(5)	(6) 15-DAY ORGANIZATIONAL MAINTENANCE ALW				(7) ILLUS- TRATION	
						QTY INC IN UNIT	(A) 1-5	(B) 6-20	(C) 21-50	(D) 51-100	(A) FIG NO
P 0	5310-167-0835	WASHER, FLAT: GUARD BRACKET TO BASE 1-4FW (79807)	E	EA	1	*	*	*	*	1	12
P 0	5305-225-3839	SCREW, CAP, HEXAGON HEAD: BELT GUARD BRACKET TO BASE	C	EA	1	*	*	*	*	1	13
X20		SCREW, CAP, HEXAGON HEAD: BELT GUARD BRACKET TO BASE 1-4X3-4CS (87764)	E	EA	1					1	13
P 0	5310-880-7744	NUT, PLAIN, HEXAGON: BELT GUARD TO BRACKET MS35690-505 (96906)	C	EA	3	*	*	*	*	1	14
P 0	5310-880-7744	NUT, PLAIN, HEXAGON: BELT GUARD TO BRACKET MS35690-505 (96906)	D	EA	2	*	*	*	*	1	14
P 0	5310-880-7744	NUT, HEXAGON: BRACKET TO GUARD 5-16-18N (87764)	E	EA	3	*	*	*	*	1	14
P 0	5310-209-0786	WASHER, LOCK: BELT GUARD TO BRACKET	C	EA	3	*	*	*	*	1	15
X20		WASHER, LOCK: BELT GUARD TO BRACKET 1-4LW (79807)	D	EA	2					1	15
P 0	5310-514-6674	WASHER, LOCK: BRACKET TO GUARD 5-16ETL (79807)	EA	EA	3	*	*	*	*	1	15
P 0	5310-318-3257	WASHER, FLAT: BELT GUARD TO BRACKET	C	EA	3	*	*	*	*	1	16
X20		WASHER, FLAT: BELT GUARD TO BRACKET 1-4W (79807)	D	EA	3					1	16
P 0	5310-081-4219	WASHER, FLAT: BRACKET TO GUARD 5-16W (79807)	E	EA	3	*	*	*	*	1	16
X20		BRACKET, BELT GUARD: GUARD TO BASE M428-1 (11568)	C	EA	2					1	17
X20		BRACKET, BELT GUARD: TO HEAD M428-1 (11568)	D	EA	2					1	17
X20		BRACKET, BELT GUARD: GUARD TO BASE Z247-2 (11568)	E	EA	1					1	17
P 0	5305-225-8499	SCREW, CAP, HEXAGON: BELT GUARD MTG	C	EA	2	*	*	*	*	1	18
X20		BOLT, MACHINE: BELT GUARD MTG 1-4-20X3-4CS (87764)	D	EA	2					1	18
X20		BOLT, MACHINE: COMPRESSOR FLYWHEEL RE4-105 (11568)		EA	1					1	19
X20		KEY, MACHINE: COMPRESSOR FLYWHEEL MOUNTING SE5-8 (11568)		EA	1					1	20
P 0	5315-065-6797	KEY, MACHINE: COMPRESSOR DRIVE PULLEY 1-4X1-4X1-1-2K (11568)	ABCD	EA	1	*	*	*	*	1	21
X20		BRACKET: BELT GUARD Z247-2 (11568)	B	EA	1					1	
X20		BRACKET: BELT GUARD Z247-3 (11568)	B	EA	1					1	
X20		BRACKET: BELT GUARD Z247-4 (11568)	B	EA	1					1	
X20		BRACKET, BELT GUARD: GUARD TO ENGINE Z247-5 (11568)	E	EA	1					1	
X20		BOLT, MACHINE: GUARD MTG 5-16-18X3-4CS (87764)	B	EA	2					1	

TM5-4310-227-20P		(3)	(4)	(5)	(6)				(7)		
(1)	(2)				15-DAY ORGANIZATIONAL MAINTENANCE ALW				ILLUS-TRATION		
SMR CODE	FEDERAL STOCK NUMBER	DESCRIPTION	USABLE ON CODE	UNIT OF MEAS	QTY INC IN UNIT	(A)	(B)	(C)	(D)	(A) FIG NO	(B) ITEM NO
		REF NUMBER & MFR CODE				1-5	6-20	21-50	51-100		
X20		SCREW, CAP, HEXAGON HEAD: GUARD AND SHIELD TO ENGINE 3-8X3-4CS (11568)	E	EA	6					1	
P 0	5305-724-5896	SETSCREW: PULLEY 5-16-18X5-16SS (84513)	D	EA	1	*	*	*	*	1	
X20		SHIELD: ENGINE Z271-2 (11568)	E	EA	1					1	
X20		NUT, PLAIN, HEXAGON: GUARD MTG SCREW 5-16N (87764)	B	EA	3					1	
X20		WASHER, LOCK: GUARD MTG SCREW 5-16ETL (79807)	B	EA	3					1	
X20		WASHER, FLAT: GUARD MTG SCREW 5-16W (79807)	B	EA	3					1	
		GROUP 02 - FUEL TANK, LINES AND FITTINGS									
X20		TANK ASSEMBLY, FUEL Z258 (11568)	AB	EA	1					2	
P 0	2910-705-7814	CAP AND CHAIN, FUEL TANK Z257-2 (11568)	AB	EA	1	*	*	*	*	2	1
X20		STRAINER ASSEMBLY, FUEL TANK Z257-4 (11568)	AB	EA	1					2	2
M 0		GASKET: CAP Z257-3 (11568) MANUFACTURE FROM:	AB	EA	1					2	3
P 0	5330-298-5674	CORK, SHEET, 3 IN. X 3 IN. REQUIRED HHCS76CLASS3 (81348)				*	*	*	*	2	
X1		TANK: FUEL Z258-1 (11568)	AB	EA	1					2	4
P 0	4730-187-4200	PLUG, PIPE: FUEL TANK DRAIN 1-8PP (11568)	AB	EA	1	*	*	*	*	2	5
P 0	2910-980-0145	SENDER, FUEL D385B (57733)	AB	EA	1	*	*	*	*	2	6
X1		GASKET: FUEL SENDER Z258-5 (57733)	AB	EA	1					2	7
X20		WASHER, LOCK: FUEL SENDER WIRE N08W (87764)	A	EA	1					2	8
X20		WASHER, LOCK: WIRE MTG SCREW N38W (87764)	B	EA	1					2	8
X20		SCREW, MACHINE: WIRE MTG 8-32X5-8RHM (87764)	B	EA	1					2	9
X20		SCREW, MACHINE: WIRE MTG 8-32X5-8RHMS (87764)	B	EA	1					2	9
X20		SCREW, MACHINE: FUEL SENDER MTG 8-32X3-8RHM (87764)	AB	EA	5					2	10
X20		WASHER, LOCK: FUEL SENDER MTG 8ETL (79807)	A	EA	5					2	11
X20		WASHER, LOCK: FUEL SENDER MTG SCREW 8FTL (79807)	B	EA	5					2	11
X20		WASHER, FLAT: FUEL TANK STRAP 5-16W (79807)	AC	EA	2					2	12
X20		WASHER, LOCK: FUEL TANK STRAP 5-16ETL (79807)	A	EA	2					2	13

SMR CODE	FEDERAL STOCK NUMBER	DESCRIPTION REF NUMBER & MFR CODE	USABLE ON CODE	(4) UNIT OF MEAS	(5) QTY INC IN UNIT	(6) 15-DAY ORGANIZATIONAL MAINTENANCE ALW				(7) ILLUS- TRATION	
						(A) 1-5	(B) 6-20	(C) 21-50	(D) 51-100	(A) FIG NO	(B) ITEM NO
X20		WASHER, LOCK: FUEL TANK STRAP MTG 5-16E7L (79807)	AB	EA	8					2	13
X20		NUT, PLAIN, HEXAGON: FUEL TANK STRAP MTG 5-16-18N (87764)	AB	EA	6					2	14
X20		STRAP ASSEMBLY: FUEL TANK Z258-3 (11568)	AB	EA	2					2	15
X20		WEBBING: FUEL TANK STRAP Z258-4 (11568)	AB	EA	2					2	16
X20		RIVET: WEBBING MTG 1-8X-16R (11568)	A	EA	10					2	17
X20		RIVET: FUEL TANK STRAP WEBBING 1-8X5-16R (11568)	B	EA	10					2	17
X20		BOLT, MACHINE: FUEL TANK STRAP MTG 5-16-18X5-8CS (87764)	AB	EA	4					2	18
X20		BOLT, MACHINE: FUEL TANK STRAP 5-16-18X1CS (87764)	AB	EA	2					2	19
P 0	4730-288-9930	ADAPTER, STRAIGHT, PIPE TO TUBE: FUEL TANK 6200X4 (79470)	AB	EA	1	*	*	*	*	2	20
X20		TANK ASSEMBLY, FUEL WE37-11S1 (66289)	C	EA	1					3	
P 0	2910-846-0943	CAP, FUEL TANK PC118 (66289)	CD	EA	1	*	*	*	*	3	1
X20		RING, RETAINING: STRAINER FK127A (66289)	CD	EA	1					3	2
P 0	5310-814-5973	WASHER, PLAT: FUEL TANK STAINER PH482 (66289)	C	EA	1	*	*	*	*	3	3
X20		STRAINER, ELEMENT FUEL TANK RD127C (66289)	CD	EA	1					3	4
X20		TANK, FUEL: W/CAP WE37H (66289)	C	EA	1					3	5
X20		TANK, FUEL: W/CAP WE37HS1 (66289)	D	EA	1					3	5
P 0	4730-278-3721	NIPPLE, PIPE: TANK TO STRAINER 3325X2 (79470)	CD	EA	1	*	*	*	*	3	6
M 0		TUBE ASSEMBLY, METAL: FUEL STAINER TO CARBURETOR RM980 (66289) MANUFACTURE FROM:	CD	EA	1					3	7
P 0	4730-011-6452	NUT, TUBE COUPLING				*	*	*	*	3	
P 0	4710-277-5525	TUBE, COPPER, 24 IN. REQUIRED				*	*	*	*	3	
P 0	5305-988-1729	SCREW, MACHINE: FUEL TANK STRAP MTG XA74 (66289)	CD	EA	2	*	*	*	*	3	8
X20		STRAP, GAS TANK PG544 (66289)	CD	EA	2					3	9
P 0	5310-582-2965	WASHER, LOCK: FUEL TANK STRAP PE3 (66289)	CD	EA	2	*	*	*	*	3	10
P 0	5310-011-4378	NUT, PLAIN, HEXAGON: FUEL TANK STRAP MTG PD77 (66289)	CD	EA	2	*	*	*	*	3	11
P 0	5305-269-3211	SCREW, CAP, HEXAGON HEAD: TANK BRACKET MTG XD27 (66289)	CD	EA	2	*	*	*	*	3	12

SMR CODE	FEDERAL STOCK NUMBER	DESCRIPTION REF NUMBER & MFR CODE	USABLE ON CODE	(4)	(5)	(6) 15-DAY ORGANIZATIONAL MAINTENANCE ALW				(7) ILLUS- TRATION	
						QTY INC IN UNIT	(A)	(B)	(C)	(D)	(A) FIG NO
						1-5	6-20	21-50	51-100		
P 0	5310-194-0021	WASHER, LOCK: BRACKET TO CRANKCASE PE5 (66289)	CD	EA	2	*	*	*	*	3	13
X20		BRACKET: GAS TANK BK85C (66289)	CD	EA	1					3	14
X20		LINER, LEATHER: TANK BRACKET QF72A (66289)	CD	EA	2					3	15
X20		WASHER, STAINER RETAINING RD116A (66289)	D	EA	1					3	
X20		TUBE ASSEMBLY: FUEL M728 (11568)	E	EA	1					4	1
X20		ADAPTER, STRAIGHT, PIPE TO TUBE: FUEL LINE 48-4 (04255)	E	EA	2					4	2
X20		TANK ASSEMBLY: FUEL TANK Z269 (11568)	E	EA	1					4	3
P 0	2910-705-7814	CAP AND CHAIN, FUEL TANK Z257-2 (11568)	E	EA	1	*	*	*	*	4	4
M 0		GASKET: FUEL TANK CAP Z257-3 (11568) MANUFACTURE FROM:	EA	EA	1					4	5
P 0	5330-298-5674	CORK SHEET, 3 IN. X 3 IN. REQUIRED HHC576CLASS3 (81348)				*	*	*	*	4	
X20		SCREEN: FUEL TANK Z257-4 (11568)	E	EA	1					4	6
X20		SCREW, MACHINE: TUBE ASSEMBLY AND STRAP ASSEMBLY MTG 10X3MS (87764)	E	EA	3					4	7
P 0	5310-723-4458	NUT, PLAIN, HEXAGON: TUBE ASSEMBLY AND STRAP MTG 10-24N (87764)	E	EA	3	*	*	*	*	4	8
X20		STRAP ASSEMBLY: FUEL TANK Z269-2 (11568)	E	EA	2					4	9
X20		PLUG, DRAIN: FUEL TANK M570 (11568)	E	EA	1					4	10
P 0		ELBOW, PIPE TO TUBE: CARBURETOR AND STRAINER OUTLET RF279 (66289)	D	EA	1	*	*	*	*	4	11
X20		ELBOW, PIPE: FUEL STRAINER 1-8-90SE (11568) (USED ON COMPRESSOR UNITS WITH 4A032-1 ENGINES, ONLY)	E	EA	1					4	11
X20		NIPPLE, PIPE: FUEL STRAINER 1-BCPN (11568)	E	EA	1					4	12
P 0	5310-596-7693	WASHER, LOCK: TUBE ASSEMBLY MTG 8FTL (79807)	E	EA	1	*	*	*	*	4	13
X20		CLAMP, LOOP, TUBE ASSEMBLY M687 (11568)	E	EA	1					4	14
P 0	2910-905-9792	FILTER ASSEMBLY, FUEL MS51086-1 (96906)	ABCD	EA	1	*	*	*	*	5	1
X1		GASKET, FUEL FILTER BOWL MS51096-4 (96906)	ABCD	EA	1					5	2

SMR CODE	FEDERAL STOCK NUMBER	DESCRIPTION REF NUMBER & MFR CODE	USABLE ON CODE	(4) UNIT OF MEAS	(5) QTY INC IN UNIT	(6) 15-DAY ORGANIZATIONAL MAINTENANCE ALW				(7) ILLUS- TRATION	
						(A) 1-5	(B) 6-20	(C) 21-50	(D) 51-100	(A) FIG NO	(B) ITEM NO
		GROUP 03 - AIR CLEANER, BATTERY FRAME, LEAD AND MUFFLER									
P 0	5310-366-6163	NUT, PLAIN, WING: AIR CLEANER PD147 (66289)	ABCD	EA	1	*	*	*	*	6	1
X20		AIR, CLEANER, INTAKE	ABCD	EA	1					6	
X20		FILTER ASSEMBLY 179B1 (80749)	ABCD	EA	1					6	2
P 0	5330-253-2469	WASHER, NONMETALLIC: FILTER 615A1 (78940)	ABCD	EA	1	*	*	*	*	6	3
X20		OIL CUP 176B1 (80749)	ABCD	EA	1					6	4
P 0	5330-245-5460	WASHER, NONMETALLIC: BASE A7419 (78940)	ABCD	EA	1	*	*	*	*	6	5
P 0	5307-275-3759	STUD, PLAIN: AIR CLEANER MTG PC372 (66289)	ABCD	EA	1	*	*	*	*	6	6
X20		ELBOW, PIPE TO TUBE: BREATHER LINE RE296 (66289)	ABCD	EA	2					6	7
M 0		TUBE ASSEMBLY: METAL RM494 (66289) MANUFACTURE FROM:	ABCD	EA	1					6	8
P 0	4730-902-8990	NUT, TUBE COUPLING				*	*	*	*	6	
P 0	4710-277-5527	TUBE, COPPER, 8 1/4 IN. REQUIRED				*	*	*	*	6	
X1		GASKET: AIR CLEANER BRACKET GD647 (66289) (COMPONENT OF GASKET, FSN 2805-353-5908) (CAN BE MANUFACTURED FROM PAPER, FSN 5330-233-5847)	ABCD	EA	1					6	9
P 0	5305-208-8860	SCREW, MACHINE: AIR CLEANER BRACKET XB20 (66289)	ABCD	EA	1	*	*	*	*	6	10
P 0	5305-068-0509	SCREW, MACHINE: AIR CLEANER BRACKET XD8 (66289)	D	EA	1	*	*	*	*	6	10
X20		BRACKET: AIR CLEANER B1291-6 (66289)	ABCD	EA	1					6	11
P 0	5306-207-9152	BOLT, MACHINE: AIR CLEANER BRACKET MOUNTING XD4 (66289)	ABC	EA	1	*	*	*	*	6	12
P 0	5305-068-0500	SCREW, CAP, HEXAGON HEAD: AIR CLEANER BRACKET MTG PD184 (66289)	D	EA	2	*	*	*	*	6	12
P 0	5310-582-5965	WASHER, LOCK: CLIP MTG PE3 (66289)	ABC	EA	3	*	*	*	*	6	13
P 0	5310-889-2528	WASHER, LOCK: SUPPORT MTG PE74 (66289)	D	EA	3	*	*	*	*	6	13
P 0	5306-068-4137	BOLT, MACHINE: CLIP MTG PB160 (66289)	ABCD	EA	1	*	*	*	*	6	14
P 0	5310-011-4378	NUT, PLAIN, HEXAGON: AIR CLEANER BRACKET MTG PD77 (66289)	ABC	EA	1	*	*	*	*	6	15
P 0	5310-576-1783	NUT, PLAIN, HEXAGON: AIR CLEANER BRACKET MTG PD9 (66289)	D	EA	2	*	*	*	*	6	15
X20		SUPPORT, AIR CLEANER PG343C (66289)	ABCD	EA	1					6	16

SMR CODE	FEDERAL STOCK NUMBER	DESCRIPTION REF NUMBER & MFR CODE	USABLE ON CODE	(4) UNIT OF MEAS	(5) QTY INC IN UNIT	(6) 15-DAY ORGANIZATIONAL MAINTENANCE ALW				(7) ILLUS- TRATION	
						(A) 1-5	(B) 6-20	(C) 21-50	(D) 51-100	(A) FIG NO	(B) ITEM NO
P 0	5305-958-5245	SCREW, MACHINE: BRACKET MTG	E	EA	1	*	*	*	*	7	1
X20		BRACKET: LH M758 (11568)	EA	EA	1					7	2
X20		BRACKET: RH M761 (11568)	E	EA	1					7	2
X20		NUT, PLAIN, HEXAGON: BRASS MUFFLER MOUNTING 1-4-28BN (11568)	E	EA	4					7	3
X20		WASHER, LOCK: MUFFLER MTG 1-4LW (11568)	E	EA	4					7	4
X20		STUD: MUFFLER MTG M759 (11568)	E	EA	4					7	5
P 0	2990-903-3864	MUFFLER Z282 (11568)	E	EA	2	*	*	*	*	7	6
X20		CAP, WEATHER: EXHAUST PIPE Z256-30 (11568)	AB	EA	1					8	1
X20		SCREW, MACHINE: WEATHER CAP 1-4X1-1-2MS (87764)	AB	EA	1					8	2
X20		WEATHERSHIELD Z256-38 (11568)	AB	EA	1					8	3
P 0	2990-960-2764	MUFFLER, EXHAUST T8538 (76700)	AB	EA	1	*	*	*	*	8	4
P 0	4730-254-2744	ELBOW, PIPE: EXHAUST MS39230-6 (96906)	A	EA	1	*	*	*	*	8	5
X20		ELBOW, PIPE: EXHAUST 1-90SE (14959)	B	EA	1					8	5
X20		PLUG, PIPE: ELBOW DRAIN 1-4PP (14959)	B	EA	1					8	6
X20		LOCK NUT 1 CL (87764)	AB	EA	1					8	7
P 0	2920-064-8835	CABLE, JUMPER: BATTERY TO BATTERY JUMPER Z259-29 (11568)	B	EA	1	*	*	*	*	8	8
X20		FRAME: BATTERY HOLD-DOWN Z256-16A (11568)	B	EA	2					8	9
X20		NUT, PLAIN, HEXAGON: WEATHER CAP SCREW 1-4-20N (87764)	AB	EA	1					8	10
X20		BOX, BATTERY Z256-31A (11568)	B	EA	2					8	
P 0	6140-057-2553	BATTERY, STORAGE ZHN11 (65705)	AB	EA	1	*	*	*	*	8	
P 0	6810-551-5231	SULFURIC ACID, ELECTROLYTE (AS REQUIRED)	AB	GA		*	*	*	*	8	
		GROUP 04 - ENGINE ASSEMBLY									
P 0 R	2805-345-7900	ENGINE, GASOLINE 201413 (66289)	AB	EA	1	*	*	*	*		
P 0 R	2805-874-3234	ENGINE, GASOLINE 200972 (66289)	C	EA	1	*	*	*	*		
P 0 R	2805-010-4725	ENGINE, GASOLINE: WISCONSIN MODEL MAENLD Z29999 (66289)	D	EA	1	*	*	*	*		

SMR CODE	FEDERAL STOCK NUMBER	DESCRIPTION REF NUMBER & MFR CODE	USABLE ON CODE	(4) UNIT OF MEAS	(5) QTY INC IN UNIT	(6) 15-DAY ORGANIZATIONAL MAINTENANCE ALW				(7) ILLUS- TRATION	
						(A) 1-5	(B) 6-20	(C) 21-50	(D) 51-100	(A) FIG NO	(B) ITEM NO
P 0 R	2805-776-0483	ENGINE ASSEMBLY, GASOLINE 4A032-1 (97403)	E	EA	1	*	*	*	*		
P 0 R	2805-068-7512	ENGINE ASSEMBLY, GASOLINE 4A032-11 (97403)	E	EA	1	*	*	*	*		
P 0	2805-056-2121	POWER UNIT, GASOLINE 215676 (66289)	B	EA	1	*	*	*	*		
X20		LEAD AND CONDUIT ASSEMBLY ELECTRICAL MS51011-5 (96906)	ABC	EA	1						
X20		LEAD AND CONDUIT ASSEMBLY, ELECTRICAL MS51011-5 (96906)	D	EA	1						
P 0	2920-841-1890	SPARK PLUG: SHIELDED MS51009-2 (96906)	ABC	EA	1	*	*	*	*		
P 0	2920-810-7082	SPARK PLUG MS51009-1 (96906)	D	EA	1	*	*	*	*		
X1		GASKET: SPARK PLUG 1021-638 (10137)	D	EA	1						
P 0	5310-188-7848	NUT, PLAIN, HEXAGON: MAGNETO MTG FD10 (66289)	ABCD	EA	1	*	*	*	*	9	1
P 0	5310-167-0721	WASHER, LOCK: MAGNETO MTG	ABCD	EA	3	*	*	*	*	9	2
P 0	5305-207-9138	BOLT, MACHINE: MAGNETO MTG PB164 (66289)	ABCD	EA	1	*	*	*	*	9	3
P 0	5305-206-1071	SCREW, CAP, HEXAGON HEAD: MAGNETO MTG, LOWER HOLD XD17 (66289)	ABCD	EA	1	*	*	*	*	9	4
X1		GASKET: MAGNETO MTG QD570A (66289) (COMPONENT OF GASKET SET, FSN 2805-353-5908) (CAN BE MANUFACTURED FROM PAPER, FSN 5330-233-5845)		EA	1					9	5
P 0 R	2920-858-6236	MAGNETO, IGNITION FMXDLB7U2 (82796) (INCLUDES COMPONENTS OF PARTS KIT, FSN 2920-893-6031)	ABCD	EA	1	*	*	*	*	9	
X20		GEAR, HELICAL: MAGNETO DRIVE GD122A (66289)	ABCD	EA	1					9	9
X1		WASHER, FLAT: ROTOR DRIVE END A2492A (82796) (COMPONENT OF PARTS KIT, FSN 2920-893-6031)	ABCD	EA	1					9	15
X1		SEAL, PLAIN: ROTOR DRIVE END G3861 (82796) (COMPONENT OF PARTS KIT, FSN 2920-893-6031)	ABCD	EA	1					9	16
X1		WASHER, FLAT: ROTOR DRIVE END A2492C (82796) (COMPONENT OF PARTS KIT, FSN 2920-893-6031)	ABCD	EA	1					9	17
X1		GASKET: END OF CAP TO HOUSING K249B (82796) (COMPONENT OF PARTS KIT, FSN 2920-893-6031)	ABCD	EA	1					9	21
X1		RING, RETAINING: ROTOR DRIVE END BEARING B1498B (82796) (COMPONENT OF PARTS KIT, FSN 2920-893-6031)	ABCD	EA	1					9	22

TM5-4310-227-20P		DESCRIPTION	USABLE ON CODE	(4) UNIT OF MEAS	(5) QTY INC IN UNIT	(6) 15-DAY ORGANIZATIONAL MAINTENANCE ALW				(7) ILLUS- TRATION	
(1)	(2)					(A)	(B)	(C)	(D)	(A) FIG NO	(B) ITEM NO
SMR CODE	FEDERAL STOCK NUMBER					REF NUMBER & MFR CODE	1-5	6-20	21-50	51-100	
X1		RING, RETAINING: FULCUM PIN T1498 (82796) (COMPONENT OF PARTS KIT, FSN 2920-893-6031)	ABCD	EA	1					9	23
X1		CONTACT SET, DISTRIBUTOR A2437A (82796) (COMPONENT OF PARTS KIT, FSN 2920-893-6031)	ABCD	EA	1					9	24
X1		SCREW, ASSEMBLED WASHER: CONTACT SUPPORT LOCKING 6S601 (82796)	ABCD	EA	1					9	26
X1		WASHER, FLAT: CONTACT SUPPORT LOCKING SCREW B5969 (82796)	ABCD	EA	1					9	27
X1		BEARING, SLEEVE: ROTOR CAM END A5950A (82796) (COMPONENT OF PARTS KIT, FSN 2920-893-6031)	ABCD	EA	1					9	29
X1		SHIM: ROTOR DRIVE END C2723 (82796) (COMPONENT OF PARTS KIT, FSN 2920-893-6031)	ABCD	EA	2					9	31
X1		CLIP, RETAINING: ROTOR DRIVE END SHAFT B1498D (82796) (COMPONENT OF PARTS KIT, FSN 2920-893-6031)	ABCD	EA	1					9	32
X1		SCREW, ASSEMBLED WASHER: CONTACT SUPPORT LOCKING 8S6U (82796)	ABCD	EA	1					9	40
X20		PLATE, IDENTIFICATION: MAGNETO A195 (82796)	ABCD	EA	1					9	
X1		CONDENSER, FEED-THRU QX2433 (82796) (COMPONENT OF PARTS KIT, IGNITION MAGNETO, FSN 2920-893-6031)	ABCD	EA	1					10	1
X1		SCREW, ASSEMBLED WASHER: CONDENSER MOUNTING 6S6D (82796)	ABCD	EA	2					10	2
X1		SEAL: CONDENSER F2473 (82796) (COMPONENT OF PARTS KIT, IGNITION MAGNETO, FSN 2920-893-6031)	ABCD	EA	1					10	3
X1		SCREW, ASSEMBLED WASHER: END CAP 10S10D (82796) (COMPONENT OF PARTS KIT, IGNITION MAGNETO, FSN 2920-893-6031)	ABCD	EA	2					10	4
P 0	5930-797-9462	SWITCH, THERMOSTATIC: HIGH TEMPERATURE, CYLINDER HEAD YC66S9 (66289)	ABD	EA	1	*	*	*	*	10	15
M 0		LEAD, ELECTRICAL: HIGH TEMPERATURE UNIT TO MAGNETO YL226A (66289) MANUFACTURE FROM:	AB	EA	1					10	16
X20		TERMINAL, FEMALE SLIDE 7491 (70903)								10	
X20		TERMINAL, LUG 7491 (70903)								10	
P 0	6145-164-7023	WIRE, ELECTRICAL, 17 IN. REQUIRED MILW76 (81349)				*	*	*	*	10	

TM5-4310-227-20P		(3) DESCRIPTION REF NUMBER & MFR CODE	(4) USABLE ON CODE	(5) UNIT OF MEAS	(6) QTY INC IN UNIT	(6) 15-DAY ORGANIZATIONAL MAINTENANCE ALW				(7) ILLUS- TRATION	
SMR CODE	FEDERAL STOCK NUMBER					(A)	(B)	(C)	(D)	(A) FIG NO	(B) ITEM NO
X1		GASKET: FUEL PUMP MTG QD570 (66289) (CAN BE MANUFACTURED FROM PAPER, GASKET, FSN 5330-233-5845)	AB	EA	1					11	1
P 0	2910-374-3562	PUMP, FUEL, CAM ACTUATED LP42B (66289)	AB	EA	1	*	*	*	*	11	2
P 0	4730-278-4323	ADAPTER, STRAIGHT, PIPE TO TUBE: FUEL PUMP OUTLET	A	EA	1	*	*	*	*	11	3
P 0	4730-266-0532	ADAPTER, STRAIGHT, PIPE TO TUBE: FUEL PUMP OUTLET RF269 (66289)	B	EA	1	*	*	*	*	11	3
X20		BOLT, MACHINE: CARBURETOR MTG XD16 (66289)	ABCD	EA	2					11	4
X1		GASKET: INTAKE MANIFOLD QB77 (66289) (COMPONENT OF GASKET SET, FSN 2805-353-5908)	ABCD	EA	1					11	5
X20		MANIFOLD, INTAK LC269A (66289)	ABCD	EA	1					11	6
P 0	5310-582-5965	WASHER, LOCK: MANIFOLD MTG PE3 (66289)	ABCD	EA	2	*	*	*	*	11	7
X20		WASHER, LOCK: FUEL PUMP MTG PE3 (66289)	AB	EA	2					11	7
P 0	5305-225-3839	SCREW, CAP, HEXAGON HEAD: MANIFOLD MTG XD7 (66289)	ABCD	EA	2	*	*	*	*	11	8
P 0	4730-433-0747	PLUG, PIPE: INTAKE MANIFOLD XK1 (66289)	ABCD	EA	1	*	*	*	*	11	9
X1		GASKET: CARBURETOR MTG QB58 (66289) (COMPONENT OF GASKET SET, FSN 2805-353-5908)	ABCD	EA	1					11	10
X20		WASHER, LOCK: CARBURETOR MTG SCREW PF4 (66289)	ABCD	EA	2					11	11
X20		ELBOW, PIPE TO TUBE: FUEL LINE RE270 (66289)	ABCD	EA	2					11	12
P 0	4730-231-5632	ELBOW, PIPE TO TUBE: FUEL LINE 49X4 (79470)	A	EA	2	*	*	*	*	11	12
X20		FUEL LINE: FUEL PUMP TO CARBURETOR RML97 (66289)	A	EA	1					11	13
X20		FUEL LINE: STRAINER TO FUEL RML97 (66289)	B	EA	1					11	13
P 0	2910-986-6948	CARBURETOR, FLOAT 12235C (79960) (INCLUDES COMPONENTS OF GASKET SET, FSN 2910-807-7153)	AB	EA	1	*	*	*	*	11	14
P 0	2910-654-3498	CARBURETOR, FLOAT L63E (66289) (INCLUDES COMPONENTS OF GASKET SET, FSN 2910-807-7153)	C	EA	1	*	*	*	*	11	14
P 0	2910-654-3498	CARBURETOR, FLOAT 12199C (79960) (INCLUDES COMPONENTS OF GASKET SET, FSN 2910-807-7153)	D	EA	1	*	*	*	*	11	14
X1		GASKET: BOWL TO BODY C142-68 (79960) (COMPONENT OF GASKET SET, FSN 2910-807-7153)	ABCD	EA	1					11	15

TM5-4310-227-20P		(3)	(4)	(5)	(6)				(7)		
(1)	(2)	DESCRIPTION	USABLE	UNIT	QTY	15-DAY ORGANIZATIONAL				ILLUS-	
SMR	FEDERAL	REF NUMBER & MFR CODE	ON	OF	INC	MAINTENANCE	ALW	(C)	(D)	TRATION	
CODE	STOCK		CODE	MEAS	IN	(A)	(B)	(C)	(D)	(A)	
	NUMBER				UNIT	1-5	6-20	21-50	51-100	FIG	
										(B)	
										ITEM	
										NO	
X1		WASHER, NONMETALLIC: CARBURETOR DISCHARGE TUBE T56-20 (79960) (COMPONENT OF GASKET SET, FSN 2910-807-7153)	ABCD	EA	1					11	
X1		WASHER, NONMETALLIC: MAIN JET 756-24 (79960) (COMPONENT OF GASKET SET, FSN 2910-807-7153)	ABCD	EA	1					11	
X1		WASHER, NONMETALLIC: MAIN DISCHARGE JET T56-48 (79960) (COMPONENT OF GASKET SET, FSN 2910-807-7153)	ABCD	EA	1					11	
M 0		LINE ASSEMBLY, FUEL SUPPLY: STRAINER TO FUEL PUMP Z256-29 (11568) MANUFACTURE FROM:	AB	EA	1					11	16
X20		CLAMP, HOSE, SPRING WIRE									
P 0	4720-838-3595	HOSE, RUBBER, 14 IN. REQUIRED 7-32X11-5H (11568)				*	*	*	*	11	
P 0	4730-142-1593	INVERTED NUT, TUBE COUPLING 6100X4 (79470)				*	*	*	*	11	
P 0	4730-011-8537	NUT, TUBE COUPLING 41X4 (79470)				*	*	*	*	11	
P 0	4710-277-5525	TUBE, COPPER, 5 3/8 IN. REQUIRED 1-4X17CT (11568)				*	*	*	*	11	
P 0	4710-277-5525	TUBE, COPPER, 17 IN. REQUIRED 1-4X17CT (11568)				*	*	*	*	11	
P 0	5306-299-2393	BOLT, MACHINE: FUEL PUMP MTG XD6 (66289)	AB	EA	2	*	*	*	*	11	17
P 0	5305-206-1065	SCREW, CAP, HEXAGON XD16 (66289)	C	EA	1	*	*	*	*	11	
P 0	5310-951-7209	WASHER, PLAT MSS5310-35 (08288)	CD	EA	1	*	*	*	*	11	
X20		GUARD ASSEMBLY: GENERATOR BELT Z248 (66289)	B	EA	1					12	
X1		GUARD Z248-1 (66289)	B	EA	1					12	1
X20		BRACKET: BELT GUARD Z248-2 (66289)	B	EA	1					12	2
X20		SCREW, MACHINE: GUARD MTG BRACKET 8-32X3-8RHMS (87764)	B	EA	2					12	3
X20		NUT, PLAIN, HEXAGON: GUARD MTG 8-32N (87764)	B	EA	2					12	4
X20		WASHER, LOCK: GUARD MTG BRACKET 8ETL (79807)	B	EA	3					12	5
X20		WASHER, LOCK: GUARD MTG BRACKET 81TL (79807)	B	EA	2					12	6
X20		BRACKET: BELT GUARD Z248-3 (66289)	B	EA	1					12	7
X20		STUD: GENERATOR CRADLE PC454 (66289)	A	EA	1					13	1
X20		CRADLE: GENERATOR MTG B1-295 (66289)	A	EA	1					13	2
X20		CLAMP		EA	1					13	3

SMR CODE	FEDERAL STOCK NUMBER	DESCRIPTION REF NUMBER & MFR CODE	USABLE ON CODE	(4)	(5)	(6) 15-DAY ORGANIZATIONAL MAINTENANCE ALW				(7) ILLUS- TRATION	
						QTY INC IN UNIT	(A) 1-5	(B) 6-20	(C) 21-50	(D) 51-100	(A) FIG NO
X20		BRACKET: GENERATOR ADJUSTING STRAP VC34 (66289)	A	EA	1					13	4
X20		NUT, PLAIN, HEXAGON: GENERATOR ADJUSTING STRAP PD78 (66289)	A	EA	1					13	5
X20		STRAP: GENERATOR ADJUSTING PG661 (66289)	A	EA	1					13	6
X20		WASHER, LOCK: GENERATOR ADJUSTING STRAP PE4 (66289)	A	EA	2					13	7
X20		WASHER, LOCK: GENERATOR CRADLE STUD PE52A (66289)	A	EA	2					13	8
P 0	5306-207-6474	BOLT, MACHINE: GENERATOR ADJUSTING STRAP XD16 (66289)	A	EA	1	*	*	*	*	13	9
X20		BOLT, MACHINE: GENERATOR ADJUSTING STRAP XD15-2 (66289)	A	EA	1					13	10
X20		BOLT, MACHINE: GROUND STRAP MTG XD15-2 (66289)	A	EA	1					13	10
P 0	5310-188-7848	NUT, PLAIN, HEXAGON: GENERATOR CRADLE STUD PD10 (66289)	A	EA	2	*	*	*	*	13	11
P 0	3030-822-2411	BELT, V: GENERATOR DRIVE MS51065-28 (96906)	A	EA	1	*	*	*	*	13	12
X20		WASHER, LOCK: STARTER SHEAVE MTG FE73 (66289)	A	EA	1					13	13
X20		WASHER, LOCK: STARTING SHEAVE MTG PE101 (66289)	B	EA	1					13	13
X20		PULLEY: GENERATOR DRIVE MD370-1 (66289)	A	EA	1					13	14
P 0 R	2920-991-3000	GENERATOR ASSEMBLY GJG4007T (19728) (INCLUDES COMPONENTS OF PARTS KIT, FSN 2920-985-2324)	A	EA	1	*	*	*	*	13	
X1		SPRING, BRUSH GJG37 (19728) (COMPONENT OF PARTS KIT, FSN 2920-985-2324)	AB	EA	2					13	17
X1		SCREW, MACHINE: BRUSH LEAD X1 (19728)	A	EA	2					13	18
X1		WASHER, LOCK: LEAD SCREW 12X194 (19728)	A	EA	2					13	19
X1		BRUSH SET GJG2012AS (19728) (COMPONENT OF PARTS KIT, FSN 2920-985-2324)		EA	1					13	20
P 0	5310-596-7691	WASHER, LOCK: CONDENSER MTG	A	EA	2	*	*	*	*	13	27
P 0	5310-728-2044	WASHER, LOCK: GROUND STRAP MTG	A	EA	2	*	*	*	*	13	31
X20		STRAP, GROUND: GENERATOR YL191F (66289)	A	EA	1					13	32
P 0	5305-071-2239	SCREW, CAP, HEXAGON HEAD: REGULATOR SHOCK MTG MS35295-12 (96906)	A	EA	4	*	*	*	*	14	1
P 0	5310-209-0786	WASHER, LOCK: REGULATOR SHOCK MOUNT MTG MS35335-19 (96906)	A	EA	4	*	*	*	*	14	2

TM5-4310-227-20P						(6)				(7)	
(1)	(2)	(3)		(4)	(5)	15-DAY ORGANIZATIONAL MAINTENANCE ALW				(A)	(B)
SMR CODE	FEDERAL STOCK NUMBER	DESCRIPTION REF NUMBER & MFR CODE	USABLE ON CODE	UNIT OF MEAS	QTY INC IN UNIT	(A)	(B)	(C)	(D)	(A) FIG NO	(B) ITEM NO
P 0	5310-889-2528	WASHER, LOCK: CAPACITOR MTG	A	EA	4	*	*	*	*	14	2
P 0	5910-668-6227	CAPACITOR, FIXED, PAPER DIELECTRIC YD200 (66289)	A	EA	2	*	*	*	*	14	3
P 0	5910-713-9043	CAPACITOR, FIXED, PAPER DIELECTRIC YD200A (66289)	A	EA	1	*	*	*	*	14	3
X20		MOUNT, SHOCK: REGULATOR MTG YJ45 (66289)	A	EA	2					14	4
P 0	5310-582-5965	WASHER, LOCK: REGULATOR MTG MS35338-6 (96906)	A	EA	3	*	*	*	*	14	5
P 0	5310-723-4458	NUT, PLAIN, HEXAGON: REGULATOR MTG	A	EA	3	*	*	*	*	14	6
X20		BRACKET: GENERATOR MTG B1-313 (66289)	A	EA	1					14	7
M 0		LEAD, ELECTRICAL: GENERATOR TO REGULATOR YL252-4 (66289) MANUFACTURE FROM:	A	EA	2					14	8
X20		TERMINAL, LUG								14	
P 0	6145-350-1915	WIRE, ELECTRICAL, 4 IN. REQUIRED FOR EACH LEAD				*	*	*	*	14	
M 0		LEAD, ELECTRICAL: GENERATOR FIELD POLE TO REGULATOR XL252-5 (66289) MANUFACTURE FROM:	A	EA	1					14	9
X20		TERMINAL, LUG								14	
P 0	6145-350-1915	WIRE, ELECTRICAL, 4 IN. REQUIRED				*	*	*	*	14	
M 0		LEAD, ELECTRICAL: AMMETER TO REGULATOR Z259P15 (11568) MANUFACTURE FROM:	AB	EA	1					14	10
X20		TERMINAL, LUG								14	
P 0	6145-164-7033	WIRE, ELECTRICAL, 5 FT REQUIRED MILW76 (81349)				*	*	*	*	14	
M 0		LEAD, ELECTRICAL: GENERATOR TO REGULATOR Z259-24 (11568) MANUFACTURE FROM:	B	EA	1					14	10
X20		TERMIANL, LUG								14	
P 0	6145-164-7033	WIRE, ELECTRICAL, 12 IN. REQUIRED				*	*	*	*	14	
P 0	5305-988-1724	SCREW, MACHINE: REGULATOR MTG MS35223-80 (96906)	A	EA	3	*	*	*	*	14	11
P 0	2920-992-6372	REGULATOR VB04201FT (19728)	A	EA	1	*	*	*	*	14	12
X20		WASHER, LOCK: GROUND STRAP MTG PE78 (66289)	AB	EA	2					14	13
P 0	5305-052-8231	SCREW, TAPPING, THREAD FORMING: GROUND STRAP MTG	AB	EA	1	*	*	*	*	14	14
X20		STRAP, GROUND YL191F (66289)	AB	EA	1					14	15
P 0	2920-064-8834	STRAP, GROUND M640 (11568)	AB	EA	1	*	*	*	*	14	15
P 0	5305-206-8302	SCREW, MACHINE: REGULATOR MTG	B	EA	2	*	*	*	*	15	1
P 0	5310-582-5965	WASHER, LOCK: REGULATOR MTG 12X199 (19728)	B	EA	2	*	*	*	*	15	2

TM5-4310-227-20P		(3)	(4)	(5)	(6)				(7)		
(1)	(2)	DESCRIPTION			15-DAY ORGANIZATIONAL MAINTENANCE ALW				ILLUS-TRATION		
SMR CODE	FEDERAL STOCK NUMBER	REF NUMBER & MFR CODE	USABLE ON CODE	UNIT OF MEAS	QTY INC IN UNIT	(A)	(B)	(C)	(D)	(A) FIG NO	(B) ITEM NO
P 0	2920-065-1925	REGULATOR TC4335 (19728)	B	EA	1	*	*	*	*	15	3
P 0	5305-269-3211	SCREW, CAP, HEXAGON HEAD: GENERATOR BRACKET	B	EA	3	*	*	*	*	15	4
P 0	5310-017-8556	WASHER, LOCK: GENERATOR BRACKET	B	EA	4	*	*	*	*	15	5
X20		BRACKET: GENERATOR MTG B1368 (66289)	B	EA	1					15	6
X20		STRAP, GENERATOR ADJUSTING PG661 (66289)	B	EA	1					15	7
X20		SCREW, CAP, HEXAGON HEAD: GENERATOR MTG, 3/8-16 THD SIZE XD17B (66289)	B	EA	1					15	8
X20		WASHER, FLAT: GENERATOR STRAP SCREW FH209B (66289)	B	EA	1					15	9
P 0	5310-880-7744	NUT, PLAIN, HEXAGON: GENERATOR STRAP PD78 (66289)	B	EA	4	*	*	*	*	15	10
P 0	5310-596-4911	WASHER, LOCK: GENERATOR STRAP SCREW PE4 (66289)	B	EA	3	*	*	*	*	15	11
P 0	5305-988-1723	SCREW, CAP, HEXAGON HEAD: SUPPORT BRACKET SCREW XA34 (66289)	B	EA	2	*	*	*	*	15	12
P 0	2805-991-3002	BELT, DRIVE MHL68A (66289)	B	EA	1	*	*	*	*	15	13
P 0 R	2920-882-2461	GENERATOR, ENGINE ACCESSORY GKP5001 (19728) (INCLUDES COMPONENTS OF PARTS KIT, FSN 2920-985-2324)	B	EA	1	*	*	*	*	15	
X1		BRUSH SET GJG2012AS (19728) (COMPONENT OF PARTS KIT, FSN 2920-985-2324)	AB	EA	1					15	14
X1		SCREW, MACHINE: BRUSH LED	B	EA	2					15	20
X1		WASHER, LOCK: BRUSH LEAD 12X194 (19728)	B	EA	2					15	21
X1		SPRING, BRUSH GJG37 (19728) (COMPONENT OF PARTS KIT, ENGINE GENERATOR, FSN 2920-985-2324)	AB	EA	2					15	29
X1		KEY, WOODRUFF: ARMATURE SHAFT X1460A (19728) (COMPONENT OF PARTS KIT, ENGINE GENERATOR, FSN 2920-985-2324)	AB	EA	1					15	33
X1		RING, RETAINER: ARMATURE H1199 (19728) (COMPONENT OF PARTS KIT, ENGINE GENERATOR, FSN 2920-985-2324)	AB	EA	1					15	34
X20		SHEAVE: GENERATOR DRIVE MD397 (66289)	B	EA	1					15	46
P 0	5310-011-4378	NUT, PLAIN, HEXAGON: SUPPORT BRACKET SCREW PD77 (66289)	B	EA	2	*	*	*	*	15	47
P 0	5310-261-7341	WASHER, LOCK: SUPPORT BRACKET SCREW PE3 (66289)	B	EA	2	*	*	*	*	15	48
X20		BRACKET, ADJUSTING STRAP: GENERATOR PG535 (66289)	B	EA	1					15	49

TM5-4310-227-20P		(3)	(4)	(5)	(6)				(7)		
(1)	(2)	DESCRIPTION			15-DAY ORGANIZATIONAL MAINTENANCE ALW				ILLUS-TRATION		
SMR CODE	FEDERAL STOCK NUMBER	REF NUMBER & MFR CODE	USABLE ON CODE	UNIT OF MEAS	QTY INC IN UNIT	(A)	(B)	(C)	(D)	(A) FIG NO	(B) ITEM NO
X20		SCREW, TAPPING, THREAD FORMING: BENDIX COVER MTG XA73 (66289)	A	EA	4					16	1
X20		COVER, BENDIX SE165A (66289)	A	EA	1					16	2
X20		BRACKET, STARTER MOUNTING E1-347-2 (66289)	A	EA	1					16	3
P 0	5310-596-4908	WASHER, LOCK: STARTER BRACKET MTG PE49 (66289)	A	EA	1	*	*	*	*	16	4
X1		SCREW, MACHINE: STARTER BRACKET MTG XC64 (66289)	A	EA	1					16	5
X20		CABLE ASSEMBLY: STARTER SWITCH TO STARTER Z259-22 (11568)	AB	EA	1					16	6
P 0 R	2920-991-3003	STARTER ASSEMBLY MDW4002T (19728) (INCLUDES COMPONENTS OF REPAIR KIT, FSN 2920-989-6242)	A	EA	1	*	*	*	*	16	
X1		BRUSH SE 17-50 (19728) (COMPONENT OF PARTS KIT, ENGINE STARTER, FSN 2920-989-6242)	A	EA	1					16	12
X1		SPRING 50-130P (19728) (COMPONENT OF PARTS KIT, ENGINE STARTER, FSN 2920-989-6242)	A	EA	2					16	13
X1		WASHER MDH42 (19728) (COMPONENT OF PARTS KIT, ENGINE STARTER, FSN 2920-989-6242)	A	EA	1					16	14
X1		WASHER 36-87P (19728) (COMPONENT OF PARTS KIT, ENGINE STARTER, FSN 2920-989-6242)	A	EA	1					16	
X1		WASHER 36-89P (19728) (COMPONENT OF PARTS KIT, ENGINE STARTER, FSN 2920-989-6242)	A	EA	1					16	
P 0	5305-225-8499	BOLT, MACHINE: STRAP MTG MS35295-34 (96906)	A	EA	1	*	*	*	*	16	15
P 0	5310-514-6674	WASHER, LOCK: STRAP MTG	A	EA	2	*	*	*	*	16	16
M 0		STRAP: GROUND CABLE MTG MANUFACTURE FROM:	A	EA	1					16	17
P 0	9515-542-2482	STEEL STRIP, CARBON, COLD ROLLED, 2 IN. REQUIRED				*	*	*	*	16	
P 0	5310-880-7744	NUT, PLAIN, HEXAGON: GROUND CABLE MTG STRAP	A	EA	1	*	*	*	*	16	18
X20		CABLE, GROUND STARTER TO GROUND Z259-21 (11568)	AB	EA	1					16	19
P 0	5306-207-6474	BOLT, MACHINE: STARTER BRACKET XD16 (66289)	A	EA	1	*	*	*	*	16	20
X20		WASHER, LOCK: STARTER BRACKET MTG PE4 (66289)	A	EA	1					16	21
X20		CABLE: STARTER TO SWITCH, NO. 4 AWG, 10 IN. LG, W/TERMINALS YL182 (66289)	A	EA	1					16	
P 0	5310-012-3221	NUT, PLAIN, HEXAGON: STARTER MTG PD79 (66289)	AB	EA	3	*	*	*	*	17	1

TM5-4310-227-20P		DESCRIPTION	USABLE ON CODE	(4) UNIT OF MEAS	(5) QTY INC IN UNIT	(6) 15-DAY ORGANIZATIONAL MAINTENANCE ALW				(7) ILLUS- TRATION	
(1)	(2)					(A)	(B)	(C)	(D)	(A)	(B)
SMR CODE	FEDERAL STOCK NUMBER					REF NUMBER & MFR CODE	1-5	6-20	21-50	51-100	FIG NO
X20		BRACKET: STARTER MTG BH173A (66289)	B	EA	1					17	2
P 0	5306-207-9160	BOLT, MACHINE: STARTER AND BRACKET MTG XD28 (66289)	B	EA	3	*	*	*	*	17	3
X20		WASHER, LOCK: STARTER AND BRACKET MTG PE80A (66289)	B	EA	3					17	4
X20		SCREW, CAP, HEXAGON HEAD: BRACKET MTG XD32 (66289)	B	EA	2					17	5
X20		WASHER, LOCK: BRACKET MTG PE76A (66289)	B	EA	2					17	6
X20		WASHER, KEY: STARTER MTG PE52 (66289)	B	EA	2					17	7
P 0	5306-298-4781	BOLT, MACHINE: STARTER MTG XD19 (66289)	B	EA	2	*	*	*	*	17	8
X20		CLIP, STARTER MOUNTING PG563 (66289)	B	EA	1					17	9
X20		SPACER: STARTER MTG (SHORT) HF463A (66289)	B	EA	1					17	10
X20		SPACER: STARTER MTG (LONG) HF463A (66289)	B	EA	1					17	11
P 0 R	2920-994-3049	STARTER, ENGINE, ELECTRICAL MBP4016T (19728) (INCLUDES COMPONENTS OF PARTS KIT, FSN 2920-707-1205)	B	EA	1	*	*	*	*	17	12
X20		SCREW, TAPPING, THREAD CUTTING: COVER MTG XA73 (66289)	B	EA	4					18	1
X20		COVER SE202 (66289)	B	EA	1					18	2
X1		BEARING, SLEEVE MG77A (19728) (COMPONENT OF PARTS KIT, FSN 2920-707-1205)	B	EA	1					18	7
X1		WASHER, THRUST: DRIVE END MPB22 (19728) (COMPONENT OF PARTS KIT, FSN 2920-707-1205)	B	EA	1					18	10
X1		BRUSH SET: ELECTRICAL CONTACT NBW2012CS (19728) (COMPONENT OF PARTS KIT, FSN 2920-707-1205)	B	EA	1					18	14
X1		BAND COVER: ELECTRICAL BRUSH MZ24U (19728)	B	EA	1					18	15
X1		SCREW, MACHINE: COVER BAND X2882 (19728)	B	EA	1					18	16
X1		BRUSH, ELECTRICAL MBP1034AS (19728)	B	EA	2					18	18
X1		WICK, FELT MAD110 (19728) (COMPONENT OF PARTS KIT, FSN 2920-707-1205)	B	EA	1					18	19
X1		WASHER, THRUST MU54 (19728) (COMPONENT OF PARTS KIT, FSN 2920-707-1205)	B	EA	2					18	22
X1		NUT, PLAIN, SQUARE: GENERATOR BAND X2875 (19728)	B	EA	1					18	23
X1		SPRING, SPIRAL TORISON MZ19C (19728) (COMPONENT OF PARTS KIT, FSN 2920-707-1205)	B	EA	4					18	24

TM5-4310-227-20P		(3)	(4)	(5)	(6)				(7)		
(1)	(2)	DESCRIPTION	USABLE	UNIT	QTY	15-DAY ORGANIZATIONAL				ILLUS-	(B)
SMR	FEDERAL		ON	OF	INC	MAINTENANCE ALW				TRATION	(B)
CODE	STOCK	REF NUMBER & MFR CODE	CODE	MEAS	IN	(A)	(B)	(C)	(D)	(A)	(B)
	NUMBER				UNIT	1-5	6-20	21-50	51-100	FIG	ITEM
										NO	NO
M 0		LEAD, ELECTRICAL: AMMETER TO SWITCH Z259-10 (11568) MANUFACTURE FROM:	AB	EA	1					19	1
X20		TERMINAL, LUG								19	
P 0	6145-164-7033	WIRE, ELECTRICAL, 4 IN. REQUIRED MILW76 (81349)				*	*	*	*	19	
M 0		LEAD, ELECTRICAL: FUEL GAGE TO TANK UNIT Z259-16 (11568) MANUFACTURE FROM:	AB	EA	1					19	2
X20		TERMINAL, LUG								19	
P 0	6145-164-7033	WIRE, ELECTRICAL, 8 FT REQUIRED MILW76 (81349)				*	*	*	*	19	
P 0	4730-249-3914	ELBOW, PIPE: AIR PRESSURE GAGE 1-8-90E (26403)	A	EA	1	*	*	*	*	19	3
X20		ELBOW, PIPE: AIR PRESSURE GAGE 1-8-90PE (26403)	B	EA	1					19	3
X20		ADAPTER, STRAIGHT, PIPE TO TUBE: AIR PRESSURE GAGE, BRASS, 1ST END MALE 1/8-27 THD SIZE, OTHER END FEMALE 1/4-18 THD SIZE 1-4X1-8SCB (87005)	A	EA	1					19	4
			A	EA	1					19	4
P 0	4730-288-9930	ADAPTER, STRAIGHT, PIPE TO TUBE: AIR PRESSURE GAGE ADAPTER 6200X4 (79470)	B	EA	1	*	*	*	*	19	4
M 0		LEAD, ELECTRICAL: SWITCH TO MAGNETO Z259-18 (11568) MANUFACTURE FROM:	AB	EA	1					19	5
X20		TERMINAL, LUG								19	
P 0	6145-164-7033	WIRE, ELECTRICAL, 4 FT REQUIRED MILW76 (81349)				*	*	*	*	19	
M 0		LEAD, ELECTRICAL: SWITCH TO FUEL GAGE Z259-12 (11568) MANUFACTURE FROM:	AB	EA	1					19	6
X20		TERMINAL, LUG								19	
X20		TERMINAL, LUG								19	
P 0	6145-164-7033	WIRE, ELECTRICAL, 8 IN. REQUIRED				*	*	*	*	19	
M 0		LEAD, ELECTRICAL: FUEL GAGE TO OIL TEMPERATURE GAGE X259-13 (11568) MANUFACTURE FROM:	AB	EA	1					19	7
X20		TERMINAL, LUG								19	
P 0	6145-164-7033	WIRE, ELECTRICAL, 8 IN. REQUIRED MILW76 (81349)				*	*	*	*	19	
M 0		LEAD, ELECTRICAL: OIL TEMPERATURE GAGE TO HOURMETER Z259-14 (11568) MANUFACTURE FROM:	AB	EA	1					19	8
X20		CONDUCTOR	A							19	
X20		CONDUCTOR 7417 (70903)	B							19	
X20		TERMINAL, LUG								19	
P 0	6145-164-7033	WIRE, ELECTRICAL, 6 IN. REQUIRED MILW76 (81349)				*	*	*	*	19	

SMR CODE	FEDERAL STOCK NUMBER	DESCRIPTION REF NUMBER & MFR CODE	USABLE ON CODE	(4) UNIT OF MEAS	(5) QTY INC IN UNIT	(6) 15-DAY ORGANIZATIONAL MAINTENANCE ALW				(7) ILLUS- TRATION	
						(A) 1-5	(B) 6-20	(C) 21-50	(D) 51-100	(A) FIG NO	(B) ITEM NO
M 0		LEAD, ELECTRICAL: OIL TEMPERATURE GAGE TO CRANKCASE UNIT Z259-17 (11568) MANUFACTURE FROM:	AB	EA	1					19	9
X20		TERMINAL, LUG								19	
P 0	6145-164-7033	WIRE, ELECTRICAL, 36 IN. REQUIRED MILW76 (81349)				*	*	*	*	19	
M 0		LEAD, ELECTRICAL: SWITCH TO STARTER TO STARTER SWITCH Z259-11 (11568) MANUFACTURE FROM:	AB	EA	1					19	10
X20		TERMINAL,LUG								19	
X20		TERMINAL, LUG								19	
P 0	6145-164-7033	WIRE, ELECTRICAL, 10 IN. REQUIRED MILW76 (81349)				*	*	*	*	19	
P 0	6140-979-8805	LEAD, STORAGE BATTERY: BATTERY TO STARTER SWITCH Z259-19 (11568)	AB	EA	1	*	*	*	*	19	11
X20		SENDING UNIT ASSEMBLY: OIL TEMPERATURE 362X12V (57733)	A	EA	1					19	
X20		SENSING UNIT: OIL TEMPERATURE 362X24 (57733)	B	EA	1					19	
M 0		TUBE ASSEMBLY: AIR PRESSURE GAGE Z259-27 (11568) MANUFACTURE FROM:	AB	EA	1					19	
X20		NUT, TUBE COUPLING 1-4CN (87005)								19	
X20		NUT, TUBE COUPLING: AIR PRESSURE GAGE M545 (87005)	B							19	
P 0	4710-278-6398	TUBE, ALUMINUM ALLOY, 36 IN. REQUIRED				*	*	*	*	19	
X20		PANEL ASSEMBLY, INSTRUMENT Z259 (11568)	AB	EA	1					19	
X20		SCREW, CAP, HEXAGON HEAD 1-4-20X1-2CS (87764)	AB	EA	2					19	
X20		SCREW, MACHINE 8-32X1-4RHMS (87764)	AB	EA	3					19	
X20		WASHER, LOCK 5-16N (79807)	AB	EA	2					19	
P 0	5310-582-5965	WASHER, LOCK MS35338-6 (96906)	A	EA	3	*	*	*	*	19	
X20		WASHER, LOCK 81TL (79807)	AB	EA	3					19	
X20		WASHER, LOCK 1-4W (79807)	B	EA	3					19	
X20		NUT, SELF-LOCKING, HEXAGON 3-8-24LN (87764)	A	EA	1					19	
X20		NUT, PLAIN, HEXAGON 5-16-18N (87764)	AB	EA	2					19	
X20		NUT,SELF-LOCKING, HEXAGON: IGNITION SWITCH MTG 3-8-24N (87764)	AB	EA	1					19	

SMR CODE	FEDERAL STOCK NUMBER	DESCRIPTION REF NUMBER & MFR CODE	USABLE ON CODE	(4) UNIT OF MEAS	(5) QTY INC IN UNIT	(6) 15-DAY ORGANIZATIONAL MAINTENANCE ALW				(7) ILLUS- TRATION	
						(A) 1-5	(B) 6-20	(C) 21-50	(D) 51-100	(A) FIG NO	(B) ITEM NO
X20		WASHER, LOCK: IGNITION SWITCH MTG 3-BETL (79807)	AB	EA	1					19	
P 0	2920-979-8779	SWITCH, PUSH: IGNITION AND ACCESSORY YC26 (66289)	AB	EA	1	*	*	*	*	19	13
P 0	5310-584-5005	NUT, PLAIN, HEXAGON: STARTER SWITCH MTG	AB	EA	2	*	*	*	*	19	14
P 0	5310-582-5965	WASHER, LOCK: STARTER SWITCH MTG	AB	EA	2	*	*	*	*	19	15
P 0	5930-274-5124	SWITCH, PUSH: STARTER YC10 (66289)	A	EA	1	*	*	*	*	19	16
P 0	2920-444-8605	SWITCH, PUSH: STARTER YC10C (66289)	B	EA	1	*	*	*	*	19	16
P 0	5305-958-5246	SCREW, MACHINE: STARTER SWITCH MTG	AB	EA	2	*	*	*	*	19	17
P 0	6645-836-1985	METER, TIME TOTALIZING: ENGINE	A	EA	1	*	*	*	*	19	18
P 0	6645-557-0159	METER, TIME TOTALIZING (24V) M1962-1 (74400)	B	EA	1	*	*	*	*	19	18
X20		SCREW, TAPPING, THREAD FORMING: TIME TOTALIZING METER MTG 6X1-2 (87764)	A A	EA EA	3 3					19 19	19 19
P 0	5305-036-1317	SCREW, TAPPING, THREAD FORMING: TIME TOTALIZING METER MTG 6-3-8STS (87764)	B	EA	3	*	*	*	*	19	19
P 0	6620-980-0160	GAGE, OIL TEMPERATURE: ENGINE OIL D311RE9 (57733)	AB	EA	1	*	*	*	*	19	20
P 0	5580-980-0119	GAGE, PRESSURE DIAL INDICATING: AIR DISCHARGE Z259-4 (11568)	AB	EA	1	*	*	*	*	19	21
P 0	2910-999-8959	GAGE, FUEL: FUEL LEVEL D301HE9-12V (57733)	AB	EA	1	*	*	*	*	19	22
X20		NUT, PLAIN, HEXAGON: AMMETER MTG 10-32N (87764)	AB	EA	14					19	
X20		WASHER, LOCK: AMMETER MTG SCREW 1QETL (79807)	A	EA	14					19	
X20		AMMETER YE2 (66289)	A	EA	1					19	23
X20		WASHER, LOCK: AMMETER MTG SCREW 10ETL (79807)	B	EA	14					19	
X20		AMMETER YE2 (66289)	B	EA	1					19	23
P 0	5905-065-1933	RESISTOR 428289 (57733)	B	EA	3	*	*	*	*	19	24
X20		CONTROL ASSEMBLY, CHOKE Z259-7 (11568)	AB	EA	1					19	25
X20		CONTROL ASSEMBLY, CHOKE 8363 (79470)	A	EA	1					19	25
X20		CONTROL ASSEMBLY, THROTTLE VE527WAL (66289)	AB	EA	1					19	26
X20		SCREW, BLOCK AND LINK (SPECIAL) XA66 (66289)	AB	EA	2					19	27
X20		FITTING, CONTROL VE339A (66289)	AB	EA	1					19	28
X20		CONNECTOR, CONTROL SPRING VE428-1 (66289)	AB	EA	1					19	29
X20		NUT, PLAIN, HEXAGON: THROTTLE CONTROL 9-16-18N (66289)	AB	EA	1					19	30

SMR CODE	FEDERAL STOCK NUMBER	DESCRIPTION REF NUMBER & MFR CODE	USABLE ON CODE	(4)	(5)	(6) 15-DAY ORGANIZATIONAL MAINTENANCE ALW				(7) ILLUS- TRATION	
						QTY INC IN UNIT	(A)	(B)	(C)	(D)	(A) FIG NO
X20		WASHER, LOCK: THROTTLE CONTROL 9-161TL (66289)	AB	EA	1					19	31
X20		ROD, CONTROL, GOVERNOR VE304C (66289)	ABC	EA	1					20	1
X20		ROD, CONTROL, GOVERNOR VE304 (66289)	D	EA	1					20	1
P 0	2990-874-3232	CONTROL ASSEMBLY, GOVERNOR TTM74D (66289)	C	EA	1	*	*	*	*	20	
X20		CONTROL ASSEMBLY, GOVERNOR TT74D (66289)	D	EA	1					20	
P 0	5310-427-5458	NUT, PLAIN, HEXAGON: SPRING ADJUSTING SCREW FD115-2 (66289)	C	EA	2	*	*	*	*	20	2
P 0	5310-637-1058	NUT, PLAIN, HEXAGON: SPRING ADJUSTING SCREW PD115 (66289)	D	EA	2	*	*	*	*	20	2
X1		BRACE, CONTROL BRACKET PG563 (66289)	CD	EA	1					20	3
X20		GOVERNOR VE584A (66289)	CD	EA	1					20	
X20		BLOCK, SWIVEL: ADJUSTING SCREW TC301A (66289)	C	EA	1					20	4
X20		BLOCK, SWIVEL: ADJUSTING SCREW TC301-3 (66289)	D	EA	1					20	4
X20		LEVER, CONTROL: GOVERNOR ADJUSTING VB179A3 (66289)	C	EA	1					20	5
X20		LEVER, CONTROL: GOVERNOR ADJUSTING VB179A (66289)	D	EA	1					20	5
P 0	5310-198-9348	WASHER, FLAT: SWIVEL BLOCK	C	EA	1	*	*	*	*	20	6
P 0	5310-809-8544	WASHER, FLAT: SWIVEL BLOCK FH253 (66289)	D	EA	1	*	*	*	*	20	6
P 0	5305-958-5245	SCREW, MACHINE: BRACKET MTG XC14 (66289)	CD	EA	1	*	*	*	*	20	7
P 0	5310-194-9211	WASHER, LOCK: BRACKET SUPPORT SCREW MSS5310-62 (08288)	C	EA	1	*	*	*	*	20	8
P 0	5310-194-9211	WASHER, LOCK: BRACKET SUPPORT MOUNTING PE55 (66289)	D	EA	1	*	*	*	*	20	8
X20		BRACKET, CONTROL VC35-2 (66289)	C	EA	1					20	9
X20		BRACKET, CONTROL VC35 (66289)	D	EA	1					20	9
X20		PIN, STRAIGHT, THREADED: LEVER SUPPORT PC393A (66289)	C	EA	1					20	10
P 0	5315-265-9197	PIN, STRAIGHT, THREADED: LEVER SUPPORT PC393-2 (66289)	D	EA	1	*	*	*	*	20	10
X20		PIN, COTTER: SUPPORT PIN SPRING X11A (66289)	C	EA	1					20	11
P 0	5315-839-2325	PIN, COTTER: SUPPORT PIN SPRING X1-1 (66289)	D	EA	1	*	*	*	*	20	11
X20		SPRING, HELICAL, COMPRESSION: LEVER SUPPORT PIN PML17A (66289)	C	EA	1					20	12

TM5-4310-227-20P		(3)	(4)	(5)	(6)				(7)		
(1)	(2)	DESCRIPTION			15-DAY ORGANIZATIONAL MAINTENANCE ALW				ILLUS-TRATION		
SMR CODE	FEDERAL STOCK NUMBER	REF NUMBER & MFR CODE	USABLE ON CODE	UNIT OF MEAS	QTY INC IN UNIT	(A)	(B)	(C)	(D)	(A) FIG NO	(B) ITEM NO
X20		SPRING, HELICAL, COMPRESSION: LEVER SUPPORT PIN FM117 (66289)	D	EA	1					20	9
P O	5310-809-4058	WASHER, FLAT: SUPPORT PIN MSS5310-30(08288)	C	EA	1	*	*	*	*	20	13
P O	5310-809-4058	WASHER, FLAT: SUPPORT PIN SPRING PH84 (66289)	D	EA	1	*	*	*	*	20	13
P O	5330-841-2729	WASHER, NONMETALLIC: BRACKET TO CRANKCASE QD695 (66289)	CD	EA	1	*	*	*	*	20	14
X1		SCREW: SPRING ADJUSTING SCREW P1121C (66289)	C	EA	2					20	15
X1		SCREW: SPRING ADJUSTING SCREW P1121A (66289)	D	EA	2					20	15
X20		PIN, COTTER: CONTROL ROD X132 (66289)	ABC	EA	1					20	17
X20		PIN, COTTER: CONTROL ROD X1-32 (66289)	D	EA	1					20	17
X20		NUT AND SHAFT, EXTENSION: PULLEY TO CRANKSHAFT U173 (66289)	D	EA	1					21	
X20		PIN, GROOVED, TAPERED: NUT AND SHAFT TO PULLEY, 7/32 IN. DIA, 1 1/2 IN. LG PA308 (66289)	D	EA	1					21	
X20		PULLEY, STARTING UC103F (66289)	CD	EA	1					21	1
X20		WASHER, LOCK: STARTING PULLEY PE73 (66289)	C	EA	1					21	2
X20		WASHER, LOCK: STARTING PULLEY, 5/8 IN. ID, 1.395 IN. OD, 0.036 IN. THK FE101 (66289)	D	EA	1					21	2
X20		RETAINER, SCREEN, FLYWHEEL HOUSING SE158 (66289)	ABCD	EA	1					21	3
P O	5310-582-5965	WASHER, LOCK: SHROUD MTG PE3 (66289)	ABCD	EA	8	*	*	*	*	21	4
P O	5305-988-1721	SCREW, MACHINE: SCREEN AND SHROUD MOUNTING XA33 (66289)	ABCD	EA	8	*	*	*	*	21	5
P O	5307-275-3755	STUD, PLAIN: CYLINDER HEAD MTG PC321 (66289)	ABCD	EA	1	*	*	*	*	21	6
X20		SPACER: CYLINDER HEAD COVER HF569 (66289)	CD	EA	1					21	7
P O	5305-269-3213	SCREW, CAP, HEXAGON HEAD: CYLINDER HEAD MTG XD29 (66289)	ABCD	EA	2	*	*	*	*	21	8
X20		BOLT, MACHINE: CYLINDER HEAD MTG XD30 (66289)	ABCD	EA	1					21	9
P O	2805-705-7796	HEAD, CYLINDER AB101-5S1 (66289)	ABCD	EA	1	*	*	*	*	21	10
P O	5310-285-2191	NUT, PLAIN, HEXAGON: CYLINDER HEAD MOUNTING PD11 (66289)	ABCD	EA	1	*	*	*	*	21	11
P O	5310-792-1797	WASHER, FLAT: CYLINDER HEAD MTG PH22 (66289)	ABCD	EA	6	*	*	*	*	21	12
X20		COVER, AIR SHROUD: CYLINDER HEAD SE155-7(66289)	C	EA	1					21	13

SMR CODE	FEDERAL STOCK NUMBER	DESCRIPTION REF NUMBER & MFR CODE	USABLE ON CODE	(4)	(5)	(6) 15-DAY ORGANIZATIONAL MAINTENANCE ALW				(7) ILLUS- TRATION	
						QTY INC IN UNIT	(A) 1-5	(B) 6-20	(C) 21-50	(D) 51-100	(A) FIG NO
X1		GASKET: CYLINDER HEAD MTG QD484 (66289) (COMPONENT OF GASKET SET, FSN 2805-353-5908)	ABCD	EA	1					21	14
P O	4730-196-1524	NIPPLE, PIPE: MUFFLER MTG	C	EA	1	*	*	*	*	21	15
X20		NIPPLE, PIPE: MUFFLER MTG LJ158 (66289)	D	EA	1					21	15
P O	2990-677-2375	MUFFLER, EXHAUST WD668 (66259)	CD	EA	1	*	*	*	*	21	16
P O	4730-366-6256	PLUG, PIPE: CRANKCASE, TIMING HOLE PF25 (66289)	ABCD	EA	1	*	*	*	*	21	21
P O	4730-193-7078	ELBOW, PIPE: ENGINE BASE DRAIN WWP521 (81348)	C	EA	1	*	*	*	*	21	22
P O	5315-616-5512	KEY, WOODRUFF: FLYWHEEL MTG PL87 (66289)	ABCD	EA	1	*	*	*	*	21	23
X20		SHROUD, FLYWHEEL: AIR SE154 (66289)	CD	EA	1					21	24
X20		NUT, SHEET SPRING: SCREEN MTG PG315 (66289)	ABCD	EA	4					21	25
P O	5310-407-9566	WASHER, LOCK: SHROUD TO CRANKCASE MOUNTING PE4 (66289)	CD	EA	2	*	*	*	*	21	26
X20		SCREW, CAP, SOCKET HEAD: SHROUD TO CRANKCASE XB78 (66289)	CD	EA	4					21	27
X20		FLYWHEEL, CRANKSHAFT NC143 (66289)	CD	EA	1					21	28
X20		SCREEN, AIR SHROUD SE157 (66289)	ABCD	EA	1					21	29
X20		SHEAVE, STARTER UC133-12 (66289)	A	EA	1					22	1
X20		SHEAVE, STARTING U275 (66289)	B	EA	1					22	1
X20		SPACER, CYLINDER HEAD STUD HF445 (66289)	AB	EA	1					22	2
X20		COVER, AIR SHROUD: CYLINDER HEAD SE155-4 (66289)	ABD	EA	1					22	3
P O	4730-254-2744	ELBOW, PIPE: EXHAUST MS39230-6 (96906)	A	EA	1	*	*	*	*	22	4
X20		ELBOW, PIPE: EXHAUST 1-90SE (14959)	B	EA	1					22	4
X20		PLUG, PIPE: ELBOW DRAIN 1-4PP (14959)	AB	EA	1					22	5
X20		NUT, PLAIN, HEXAGON: ENGINE MTG SCREW 2-8W (87764)	A	EA	4					22	6
X20		NUT, PLAIN, HEXAGON: ENGINE MTG SCREW 2-8 (87764)	B	EA	4					22	6
X20		NUT, PLAIN, HEXAGON: ENGINE MTG SCREW 3-8N (87764)	CD	EA	4					22	6
P O	5310-010-2364	NUT, PLAIN, HEXAGON: ENGINE MTG SCREW 5-16-18N (87764)	E	EA	4	*	*	*	*	22	6
X20		WASHER, LOCK: ENGINE MTG SCREW 3-BLW (79807)	ABCD	EA	4					22	7

SMR CODE	FEDERAL STOCK NUMBER	DESCRIPTION REF NUMBER & MFR CODE	USABLE ON CODE	(4) UNIT OF MEAS	(5) QTY INC IN UNIT	(6) 15-DAY ORGANIZATIONAL MAINTENANCE ALW				(7) ILLUS- TRATION	
						(A) 1-5	(B) 6-20	(C) 21-50	(D) 51-100	(A) FIG NO	(B) ITEM NO
P O	5310-514-6674	WASHER, LOCK: ENGINE MTG SCREW 5-16ETL (79807)	E	EA	4	*	*	*	*	22	7
X20		WASHER, FLAT: ENGINE MTG SCREW 3-BW (79807)	ABCD	EEA	4					22	8
P O	5310-081-4219	WASHER, FLAT: ENGINE MTG SCREW 5-16W (79807)	E	EA	4	*	*	*	*	22	8
X20		SCREW,CAP,HEXAGON HEAD: ENGINE MOUNTING 3-8-16X3CS (87764)	ABCD	EA	4					22	9
P O	5305-225-1499	BOLT, MACHINE: ENGINE MTG M458 (87794)	E	EA	4	*	*	*	*	22	9
X20		SHROUD, AIR: FLYWHEEL SE154B1 (66289)	AB	EA	1					22	10
X20		CLAMP, AIR SHROUD M686 (11568)	B	EA	2					22	
X20		FLYWHEEL ASSEMBLY NCL143ES1 (66289)	AB	EA	1					22	
X20		GAGE AND CAP RJ152GS1 (66289)	A	EA	1					22	13
X20		FILLER ASSEMBLY: OIL R123-15 (66289)	BD	EA	1					22	
X1		BODY: OIL FILLER RR86 (66289)	ABD	EA	1					22	
X20		CAP, FILLER OIL RJ152-2-51 (66289)	CD	EA	1					22	13
X20		NIPPLE, PIPE: COVER AND SABER LJ66 (66289)	ABC	EA	1					22	14
X1		GASKET: OIL FILTER CAP OD715 (66289)	C	EA	1					22	
X20		NIPPLE, PIPE: COVER AND SABER LJ310 (66289)	CD	EA	1					22	14
X20		PIPE, STAND RML280A (66289)	D	EA	1					22	
X20		SCREW, CAP, HEXAGON HEAD: STUD EXTENSION SHAFT MTG 5-16-24X1 (87764)	E	EA	4					23	
X20		SHAFT STUD EXTENSION: SHEAVE M725 (11568)	E	EA	1					23	
P O	4730-228-1619	CAP, PIPE: ENGINE BASE DRAIN WWP521TYPE1 (81348)	ABCD	EA	1	*	*	*	*	24	26
P O	4730-196-1503	NIPPLE, PIPE: OIL BASE DRAIN 3-BX1-2 (78590)	ABD	EA	1	*	*	*	*	24	27
P O	4730-193-7078	ELBOW, PIPE: ENGINE BASE DRAIN 3-890PE (78590)	ABD	EA	1	*	*	*	*	24	28
X1		GASKET: OIL FILLER COVER QD715 (66289)	ABC	EA	1					24	
X20		NIPPLE, PIPE: ENGINE BASE DRAIN 3-BX4PN (11568)	ABCD	EA	1					24	29
X1		GASKET: ENGINE BASE QD675 (66289) (COMPONENT OF GASKET SET, FSN 2805-353-5908)	ABCD	EA	1					24	31
P O	4730-045-9769	PLUG, PIPE: OIL DRAIN XX3A (66289)	D	EA	1	*	*	*	*	25	

TM5-4310-227-20P		(3)	(4)	(5)	(6)				(7)		
(1)	(2)				15-DAY ORGANIZATIONAL MAINTENANCE ALW				ILLUS-TRATION		
SMR CODE	FEDERAL STOCK NUMBER	DESCRIPTION	USABLE ON CODE	UNIT OF MEAS	QTY INC IN UNIT	(A)	(B)	(C)	(D)	(A) FIG NO	(B) ITEM NO
P O	4730-132-0358	PLUG, PIPE: OIL FILLER XX4 (66289)	D	EA	1	*	*	*	*	25	
X20		DRAIN, OIL, EXTENSION M742 (11568)	E	EA	1					25	
X20		O RING: OIL DRAIN EXTENSION OR11 (11568)	E	EA	1					25	
P O	2910-807-7153	GASKET SET: CARBURETOR C181-329 (79960)	ABCD	EA	1	*	*	*	*		
		1-GASKET								11	15
		1-WASHER									
		1-WASHER									
		1-WASHER									
P O	2805-353-5908	GASKET SET: ENGINE OVERHAUL Q22 (66289)	ABCD	EA	1	*	*	*	*		
		1-GASKET								6	9
		1-GASKET								9	5
		1-GASKET								11	5
		1-GASKET								11	10
		1-GASKET								21	14
		1-GASKET								21	17
		1-GASKET								21	17
		1-GASKET								23	4
		1-GASKET								23	27
		9-GASKET								23	28
		1-GASKET								24	13
		1-GASKET								23	31
P O	2920-893-6031	PARTS KIT: IGNITION MAGNETO SK79 (82796)	ABCD	EA	1	*	*	*	*	9	
		1-WASHER								9	15
		1-SEAL								9	16
		1-WASHER								9	17
		1-GASKET								9	21
		1-RING								9	22
		1-RING								9	23
		1-CONTACT SET								9	24
		1-BEARING								9	29
		2-SHIM								9	31
		1-CLIP								9	32
		1-CONDENSER								10	1
		1-SEAL								10	3
		2-SCREW								10	4
P O	2920-989-6242	PARTS KIT, ELECTRICAL, ENGINE STARTER KIT19728-57 (81336)	A	EA	1	*	*	*	*	16	
		1-BRUSH								16	12

TM5-4310-227-20P		(3)	(4)	(5)	(6)				(7)		
(1)	(2)	DESCRIPTION	USABLE ON CODE	UNIT OF MEAS	QTY INC IN UNIT	15-DAY ORGANIZATIONAL MAINTENANCE ALW				ILLUS-TRATION (A) FIG NO	(B) ITEM NO
SMR CODE	FEDERAL STOCK NUMBER	REF NUMBER & MFR CODE				(A)	(B)	(C)	(D)		
						1-5	6-20	21-50	51-100		
		2-SPRING								16	13
		1-WASHER								16	14
		1-WASHER								16	
		1-WASHER								16	
P O	2920-707-1205	PARTS KIT, ELECTRICAL, ENGINE STARTER KIT19728-1 (81336)	B	EA	1	*	*	*	*		
		1-BEARING								18	7
		1-BEARING								18	10
		1-WASHER								18	14
		1-BRUSH								18	14
		1-SEAL								18	19
		1-WICK								18	19
		2-WASHER								18	22
		4-SPRING								18	24
		1-WASHER									
		2-WASHER									
P O	2920-985-2324	PARTS KIT: GENERATOR KIT19728-56 (81336)	A	EA	1	*	*	*	*		
		2-SPRING								13	17
		1-BRUSH								13	20
		1-CONDENSER								13	26
		1-KEY									
		1-RING									
P O	2920-985-2324	PARTS KIT: GENERATOR KIT201 (19728)	B	EA	1	*	*	*	*		
		1-BRUSH								15	14
		1-CONDENSER								15	15
		2-SPRING								15	29
		1-KEY								15	33
		1-RING								15	34
		GROUP 05 - IDLING DEVICE, GOVERNOR BODT AND SPINDLE									
X20		NUT, PLAIN, HEXAGON: PILOT VALVE MTG M463 (11568)	BDE	EA	1					26	1
P O	4310-064-8823	VALVE, PILOT Z222 (11568)	BDE	EA	1	*	*	*	*	26	2
X1		STUD, PILOT: VALVE MTG 11-3-10 (11568)	BDE	EA	1					26	
X20		TUBE ASSEMBLY: SENSING UNIT TEE TO MANIFOLD, 1/4 IN., IN. LG 1-4X14AT (11568)	B	EA	1					26	3
X20		TUBE: TEE TO MANIFOLD M700 (11568)	D	EA	1					26	3

TM5-4310-227-20P		(3)	(4)	(5)	(6)				(7)		
(1)	(2)				15-DAY ORGANIZATIONAL MAINTENANCE ALW				ILLUS-TRATION		
SMR CODE	FEDERAL STOCK NUMBER	DESCRIPTION	USABLE ON CODE	UNIT OF MEAS	QTY INC IN UNIT	(A)	(B)	(C)	(D)	(A) FIG NO	(B) ITEM NO
		REF NUMBER & MFR CODE				1-5	6-20	21-50	51-100		
X20		TUBE: HIGH PRESSURE INTAKE MANIFOLD TO PILOT VALVE M700 (11568)	E	EA	1					26	3
X20		TUBE: SENSING M727 (11568)	E	EA	1					26	
X20		VALVE: THROTTLE CONTROL M547 (11568)	BDE	EA	1					26	4
X20		BRACKET: THROTTLE CONTROL M711 (11568)	D	EA	1					26	5
X20		SCREW, MACHINE: THROTTLE TUBE, CLIP 6-328-3-4CS (87764)	B	EA	1					26	6
P O	2990-064-8833	CONTROL ASSEMBLY, THROTTLE Z249 (11568)	B	EA	1	*	*	*	*	26	
X20		NUT, LOCK 3-8-24LN (87764)	B	EA	1					26	
X1		BRACKET: THROTTLE CONTROL M556 (11568)	B	EA	1					26	
X1		CLAMP, LOOP: SENSING TUBE HOLD-DOWN, 1/4 IN. TUBE SIZE M686 (11568)	B	EA	1					26	7
X1		TUBE ASSEMBLY 1-4X3-8-1-2AT (11568)	B	EA	1					26	8
X1		NUT, TUBE COUPLING 61X4 (79470)	B	EA	1					26	
X1		SLEEVE, COMPRESSION, TUBE HOSE FITTING 60X4 (79470)	B	EA	1					26	
X1		COLLAR, SHAFT VB82 (66289)	B	EA	1					26	9
X1		CONNECTING LINK, RIGID VB73B (66289)	B	EA	1					26	
X1		CYLINDER: THROTTLE M580 (11568)	B	EA	1					26	10
X20		TUBE: HIGH PRESSURE MANIFOLD M701 (11568)	D	EA	1					26	
X20		NUT, PLAIN, HEXAGON: THROTTLE TUBE CLIP 6-32SN (87764)	B	EA	1					26	11
X20		WASHER, LOCK: THROTTLE TUBE SCREW CLIP 6ETL (79807)	B	EA	1					26	12
P O	4730-221-3902	ELBOW, PIPE TO TUBE: INTAKE MANIFOLD TUBE 6400X4 (79470)	B	EA	1	*	*	*	*	26	13
X20		TUBE ASSEMBLY: INTAKE MANIFOLD TO INTAKE MANIFOLD M661 (11568)	B	EA	1					26	14
X1		NUT, COMPRESSION SE5-96 (11568)	B	EA	1					26	
X1		NUT, COMPRESSION 11-4 (87005)	DE	EA	1					26	
X20		LEVER: THROTTLE M712 (11568)	D	EA	1					26	
P O	4730-288-9930	ADAPTER, STRAIGHT, PIPE TO TUBE 6200X4 (79470)	B	EA	1	*	*	*	*	26	15

TM5-4310-227-20P		(3)	(4)	(5)	(6)				(7)		
(1)	(2)	DESCRIPTION	USABLE	UNIT	QTY	15-DAY ORGANIZATIONAL				ILLUS-	(B)
SMR	FEDERAL	REF NUMBER & MFR CODE	ON	OF	INC	MAINTENANCE ALW				(A)	ITEM
CODE	STOCK		CODE	MEAS	IN	(A)	(B)	(C)	(D)	FIG	NO
	NUMBER				UNIT	1-5	6-20	21-50	51-100	NO	NO
X20		ADAPTER: PILOT VALVE TO TUBE M508 (11568)	D	EA	1					26	15
P O	4730-277-7346	TEE, PIPE TO TUBE 72X4 (79470)	B	EA	2	*	*	*	*	26	16
X20		TEE, W/NUT M535 (87005)	DE	EA	2					26	16
X20		CYLINDER, PNEUMATIC Z266 (11568)	D	EA	1					26	
P O	5305-984-6212	SCREW, MACHINE: CYLINDER MTG 10-24X3-4MS (87764)	BD	EA	2		*	*	*	26	17
X20		NUT, PLAIN, HEXAGON: CYLINDER MTG SCREW 10-24N (87764)	BD	EA	2					26	18
X20		ARM, THROTTLE M703 (11568)	E	EA	1					26	
X20		BRACKET: THROTTLE CYLINDER MTG M723 (11568)	E	EA	1					26	
X20		BUSHING, REDUCER 1-4X18PB (11568)	E	EA	1					26	
X20		CYLINDER: THROTTLE Z266 (11568)	E	EA	1					26	
P O	4730-142-1593	INVERTED NUT, TUBE COUPLING: MANIFOLD AND PILOT VALVE TUBES 11-4 (87005)	D	EA	4	*	*	*	*	26	
X20		NUT, COMPRESSION: MANIFOLD TUBE M545 (11568)	D	EA	2					26	
X20		NUT, COMPRESSION: PILOT VALVE TO THROTTLE CYLINDER TUBE M545 (11568)	E	EA	2					26	
X20		NUT, PLAIN, HEXAGON: THROTTLE ARM MTG 8-32N (87764)	E	EA	1					26	
X20		SCREW,CAP 10-24X3-4CS (66289)	D	EA	1					26	
X20		SCREW,MACHINE: THROTTLE ARM MTG 8X3-8MS (87764)	E	EA	1					26	
X20		SLEEVE, COMPRESSION: MANIFOLD TUBE M546 (11568)	D	EA	2					26	
X20		SLEEVE, COMPRESSION: PILOT VALVE TO THROTTLE CYLINDER TUBE M546 (11568)	E	EA	1					26	
X20		TUBE: PILOT VALVE TO TANK M701 (11568)	D	EA	1					26	
X20		TUBE: PILOT VALVE TO THROTTLE CYLINDER M726 (11568)	E	EA	1					26	
X1		CAP, RELIEF VALVE SE5-85 (11568) (COMPONENT OF PARTS KIT, FSN 4310-875-4109)		EA	1					27	1
X20		SPRING, HELICAL, COMPRESSION SE5-90 (11568) (COMPONENT OF PARTS KIT, FSN 4310-875-4109)		EA	1					27	2

TM5-4310-227-20P		DESCRIPTION	USABLE ON CODE	(4) UNIT OF MEAS	(5) QTY INC IN UNIT	(6) 15-DAY ORGANIZATIONAL MAINTENANCE ALW				(7) ILLUS- TRATION	
(1)	(2)					(A)	(B)	(C)	(D)	(A) FIG NO	(B) ITEM NO
SMR CODE	FEDERAL STOCK NUMBER					REF NUMBER & MFR CODE	1-5	6-20	21-50	51-100	
X1		BALL, BEARING SE5-95 (11568) (COMPONENT OF PARTS KIT, FSN 4310-875-4109)		EA	1					27	3
X1		BODY, RELEASE VALVE SE30-101 (11568) (COMPONENT OF PARTS KIT, FSN 4310-875-4109)		EA	1					27	4
X1		GASKET: BODY H122 (11568) (COMPONENT OF PARTS KIT, FSN 4310-875-4109)		EA	1					27	5
X1		BEARING, SLEEVE SE5-97 (11568) (COMPONENT OF PARTS KIT, FSN 4310-875-4109)		EA	1					27	6
X20		PLATE, RAFFLE RE14-104 (11568)		EA	1					27	7
X20		BODY, GOVERNOR NR80 (11568)		EA	1					27	8
X1		GASKET: SHIM SET, GOVERNOR BODY SE14-30A (11568) (SET OF 3) (COMPONENT OF GASKET SET, FSN 4310-875-4110)		EA	1					27	9
X20		WASHER, FLAT: SPINDLE SPACER RE14-83B (11568)		EA	1					27	10
P O	5305-269-3211	SCREW, CAP, HEXAGON HEAD: BODY TO CRANKCASE C177-3 (91340)		EA	4	*	*	*	*	27	11
X20		SPINDLE, GOVERNOR SE5-83B (11568)		EA	1					27	12
P O	5310-209-0965	WASHER, LOCK: GOVERNOR SPINDLE SCREW MS35338-9 (96906)		EA	1	*	*	*	*	27	13
P O	5305-710-4192	SCREW, CAP, HEXAGON HEAD: GOVERNOR SPINDLE MS35292-87 (96906)		EA	1	*	*	*	*	27	14
P O	5310-802-4701	WASHER, FLAT: GOVERNOR SPRING 091165 (09367)		EA	1	*	*	*	*	27	15
X1		SPRING, HELICAL, COMPRESSION SE5-91 (11568) (COMPONENT OF PARTS KIT, FSN 4310-875-4109)		EA	1					27	16
X20		GUIDE, SPRING SE5-87 (11568)		EA	1					27	17
X20		WEIGHT, GOVERNOR SE5-82 (11568)		EA	2					27	18
X1		PLUNGER, RELEASE VALVE SE5-86B (11568) (COMPONENT OF PARTS KIT, FSN 4310-875-4109)		EA	1					27	19
X1		GASKET: GOVERNOR BODY COVER SE14-89 (11568) (COMPONENT OF GASKET SET, FSN 4310-875-4110)		EA	1					27	20
X20		COVER, GOVERNOR BODY RE10-100 (11568)		EA	1					27	21
X20		BREATHER: UNLOADER Z60A (11568)		EA	1					27	22
X20		SCREW, MACHINE: COVER PLATE SE14-84 (11568)		EA	6					27	23

TM5-4310-227-20P		(3)	(4)	(5)	(6)				(7)		
(1)	(2)	DESCRIPTION	USABLE ON CODE	UNIT OF MEAS	QTY INC IN UNIT	15-DAY ORGANIZATIONAL MAINTENANCE ALW				ILLUS-TRATION	(B)
SMR CODE	FEDERAL STOCK NUMBER	REF NUMBER & MFR CODE				(A)	(B)	(C)	(D)	(A) FIG NO	(B) ITEM NO
X20		SPRING, HELICAL, COMPRESSION: WEIGHT H110P (11568)		EA	2					27	24
X20		WIRE, LOCK: WEIGHT POIN SE5-98 (11568)		EA	2					27	25
P O	5315-846-4881	PIN, STRAIGHT, HEADLESS: GOVERNOR WEIGHT SE5-92 (11568)		EA	2	*	*	*	*	27	26
P O	4310-875-4109	PARTS KIT, RELEASE VALVE Z124-14 (11568)		EA	1	*	*	*	*		
		1-CAP								22	1
		1-BALL								22	3
		1-BODY								22	4
		1-GASKET								22	5
		1-BEARING								22	6
		1-SPRING								22	16
		1-PLUNGER								22	19
		GROUP 06 - AIR COMPRESSOR ASSEMBLY									
X20 R		COMPRESSOR ASSEMBLY, AIR REN14 (11658)	AC	EA	1						
X20 R		COMPRESSOR ASSEMBLY, AIR REN14HU (11568)	BDE	EA	1						
X20		PLATE, SERIAL NUMBER: AIR COMPRESSOR M645 (11568)	DE	EA	1						
X20		MUFFLER, FILTER Z65A (11568)		EA	1						
X20		SCREW, MACHINE: NO. 10-24 THD SIZE, 4 1/2 IN. LG M636 (11568)		EA	1					28	1
X1		COVER, UPPER M31A (11568)		EA	1					28	2
X1		SEPARATOR M62 (11568)		EA	1					28	3
X1		PLATE M54B (11568)		EA	1					28	4
X1		COVER, LOWER M30 (11568)		EA	1					28	5
X1		FERRULE M32A (11568)		EA	1					28	6
X1		CLAMP M80 (11568)		EA	1					28	7
P O	5310-982-4137	NUT, PLAIN, SQUARE: FILTER BOLT		EA	1	*	*	*	*	28	8
X1		SCREEN M633 (11568)		EA	1					28	9
X20		TUBE, AFTERCOOLER: FINNED NR1H (11568)		EA	1					29	1
X20		MANIFOLD, EXHAUST: HIGH PRESSURE OIL NR2AB (11568)	ABCD	EA	1					29	2
X20		MANIFOLD, EXHAUST: HIGH PRESSURE NR2B (14568)	E	EA	1					29	2

TM5-4310-227-20P		(3)	(4)	(5)	(6)				(7)		
(1)	(2)	DESCRIPTION	USABLE	UNIT	QTY	15-DAY ORGANIZATIONAL				ILLUS-	(B)
SMR	FEDERAL	REF NUMBER & MFR CODE	ON	OF	INC	MAINTENANCE	ALW	(C)	(D)	(A)	ITEM
CODE	STOCK		CODE	MEAS	IN	(A)	(B)	(C)	(D)	FIG	NO
	NUMBER				UNIT	1-5	6-20	21-50	51-100	NO	NO
X20		NUT, TUBE, COMPRESSION: SENSING TUBE M27 (11568)	E	EA	2					29	
X20		PLUG, PIPE: AFTERCoolLET MANIFOLD M484 (11568)	E	EA	1					29	
X20		MANIFOLD, EXHAUST: LOW PRESSURE RE10-2E (11568)		EA	1					29	3
X20		SCREW, SET: LOW PRESSURE MANIFOLD M432 (84513)	E	EA	1					29	
P O	5310-265-9215	NUT, PLAIN, HEXAGON: MANIFOLD MTG		EA	4	*	*	*	*	29	4
P O	5307-850-0308	STUD, PLAIN: MANIFOLD MTG SE5-72 (11568)		EA	8	*	*	*	*	29	5
X20		MANIFOLD, AIR INTAKE RE14-2 (11568)	AC	EA	1					29	6
X20		MANIFOLD ASSEMBLY ZN121 (11568)	BE	EA	1					29	6
X1		BODY N115-6 (11568)	BE	EA	1					29	
X20		CLAW N121-13 (11568)	BE	EA	A					29	
X1		MANIFOLD, AIR INTAKE: LOW PRESSURE N121-2 (11568)	BE	EA	1					29	
X20		NUT, HEXAGON 1-4-28NC (87764)	BE	EA	2					29	
P O	4310-065-0338	PACKING, PREFORMED OR111 (11568)	BE	EA	1	*	*	*	*	29	
X20		PISTON N115-4 (115680)	BE	A	1					29	
X20		ROD, PITON N115-3 (11568)	BE	EA	1					29	
X20		SPRING TD8 (11568)	BE	EA	1					29	
X20		SETSCREW: AIR INTAKE MANIFOLD 1-4SS (84513)	B	EA	1					29	
X20		ELBOW, PIPE TO TUBE: LOW PRESSURE MANIFOLD M513 (87005)	D	EA	1					29	
X20		MANIFOLD ASSEMBLY: LOW PRESSURE ZN121 (11568)	D	EA	1					29	6
X1		BODY N115-6 (11568)	D	EA	1					29	
X20		CLAW N121-13 (11568)	D	EA	1					29	
X1		MANIFOLD, AIR INTAKE: LOW PRESSURE N121-2 (11568)	D	EA	1					29	
X20		NUT, HEXAGON 1-4-28NO (87764)	D	EA	2					29	
P O	4310-065-0388	O RING OR111 (11568)	D	EA	1	*	*	*	*	29	
X20		PISTON N115-4 (11568)	D	EA	1					29	
X20		ROD, PISTON N115-3 (11568)	D	EA	1					29	

SMR CODE	FEDERAL STOCK NUMBER	DESCRIPTION REF NUMBER & MFR CODE	USABLE ON CODE	(4)	(5)	(6) 15-DAY ORGANIZATIONAL MAINTENANCE ALW				(7) ILLUS- TRATION		
						(A)	(B)	(C)	(D)	(A) FIG NO	(B) ITEM NO	
X20		SPRING TDB (11568)	D	EA	1						29	
X20		MANIFOLD, INTAKE: HIGH PRESSURE AIR SE5-2A (11568)	AC	EA	1						29	7
X20		MANIFOLD: AIR INTAKE, HIGH PRESSURE ZNE15 (11568)	BDE	EA	1						29	7
X1		BODY N115-6 (11568)	D	EA	1						29	
X1		BODY NE15-6 (11568)	BE	EA	1						29	
X20		CLAW N115-13 (11568)	BDE	EA	1						29	
P O	4310-065-0339	GASKET NRS34 (11568)	BDE	EA	1	*	*	*	*		29	
X1		MANIFOLD NE15-2A (11568)	BDE	EA	1						29	
X20		NUT, HEXAGON 1-4-28NC (11568)	BD	EA	2						29	
P O	4310-065-0338	PACKING, PREFORMED OR111 (11568)	BDE	EA	1	*	*	*	*		29	
X20		PISTON N115-4 (11568)	BDE	EA	1						29	
X20		ROD, PISTON N115-3 (11568)	BDE	EA	1						29	
X20		SETSCREW: AIR INTAKE MANIFOLD 1-4SS (84513)	E	EA	1						29	
X20		SPRING TDB (11568)	BDE	EA	1						29	
X20		VALVE, SAFETY, RELIEF: MANIFOLD 43 (75336)	ABC	EA	1						29	8
X20		VALVE, SAFETY RELIEF: MANIFOLD Z67-7 (75336)	DE	EA	1						29	8
P O	4730-851-6259	SLEEVE, COMPRESSION, TUBE HOSE FITTING: INTER AND AFTERCOOLER TUBE SE5-42 (11568)		EA	4	*	*	*	*		29	9
P O	4730-850-7971	INVERTED NUT, TUBE COUPLING: INTER AND AFTERCOOLER TUBE SE5-41 (11568)		EA	4	*	*	*	*		29	10
X20		TUBE, INTERCOOLER: FINNED NR12 (11568)		EA	1						29	11
M O		TUBE ASSEMBLY, BREATHER UB375 (11568) MANUFACTURE FROM:		EA	1						29	12
P O	4730-287-1537	NUT, TUBE COUPLING				*	*	*	*		29	
P O	4710-279-0955	TUBE, ALUMINUM ALLOY, 13 IN. REQUIRED MS54710-1A (08288)				*	*	*	*		29	
P O	4730-273-8561	ADAPTER, STRAIGHT PIPE TO TUBE: BREATHER TUBE 68F (30327)		EA	2	*	*	*	*		29	13
P O	4730-287-1766	ELBOW, PIPE TO TUBE: RELEASE VALVE UNLOADER LINE W69X4 (79470)		EA	2	*	*	*	*		29	14

SMR CODE	FEDERAL STOCK NUMBER	DESCRIPTION REF NUMBER & MFR CODE	USABLE ON CODE	(4) UNIT OF MEAS	(5) QTY INC IN UNIT	(6) 15-DAY ORGANIZATIONAL MAINTENANCE ALW				(7) ILLUS- TRATION	
						(A) 1-5	(B) 6-20	(C) 21-50	(D) 51-100	(A) FIG NO	(B) ITEM NO
M O		TUBING: RELEASE VALVE UNLOADER SB250A (11568) MANUFACTURE FROM:		EA	1					29	15
P O	4730-142-1593	INVERTED NUT, TUBE COUPLING 11-4 (87005)				*	*	*	*	29	
P O	4710-278-6398	TUBE, ALUMINUM ALLOY, 24 IN. REQUIRED				*	*	*	*	29	
X1		GASKET: COVER PLATE NR31 (11568) (COMPONENT OF GASKET SET, FSN 4310-875-4110)		EA	2					30	6
X20		COVER PLATE, ACCESS: COMPRESSOR CRANKCASE NR15 (11568)		EA	2					30	7
X20		BOLT, MACHINE: ACCESS COVER MTG M458 (87764)		EA	12					30	8
X20		PLUG, PIPE: OIL DRAIN MPD9484-59-14 (91340)		EA	1					30	9
X20		PLUG, PIPE: OIL FILLER MPD9484-59-14 (91340)		EA	1					30	10
P O	4730-253-4413	ELBOW, PIPE: OIL DRAIN MS39230-3 (96906)		EA	1	*	*	*	*	30	11
X20		NUT, PLAIN, HEXAGON: COMPRESSOR MTG 3-8-16N (87764)		EA	4					30	12
P O	5310-637-9541	WASHER, LOCK: COMPRESSOR MTG MS35338-8 (96906)		EA	4	*	*	*	*	30	13
P O	5310-582-5977	WASHER, PLAT: COMPRESSOR MTG 3-BW (79807)	E	EA	4	*	*	*	*	30	
X20		NIPPLE, PIPE: OIL DRAIN M460 (11568)		EA	1					30	14
X20		CAP, PIPE: OIL DRAIN M461 (86285)		EA	1					30	15
P O	5305-269-3213	SCREW, CAP, HEXAGON HEAD: COMPRESSOR MTG 214389 (00000)		EA	4	*	*	*	*	30	17
X20		VAVLE SET, INTAKE AND EXHAUST Z102 (11568) (INCLUDES COMPONENTS OF GASKET SET, FSN 4310-875-4107)		EA	1					32	
P O	4310-631-3396	VALVE ASSEMBLY, DISCHARGE: HIGH PRESSURE Z115 (11568)		EA	1	*	*	*	*	32	
A O		SCREW, ASSEMBLED WASHER: DISCHARGE VALVE RE7-81 (11568)		EA	1					32	
P O	5305-990-6444	SCREW, MACHINE: DISCHARGE VALVE RE7-56A (11568)		EA	1	*	*	*	*	32	1
P O	5310-596-7691	WASHER, LOCK: DISCHARGE VALVE		EA	1	*	*		*	32	2
X1		GASKET: EXHAUST VALVE, HIGH PRESSURE SES-28 (11568) (COMPONENT OF GASKET SET, FSN 4310-875-4107)		EA	2					32	3
X1		HOUSING: HIGH PRESSURE EXHAUST VALVE RE7-53A (11568)		EA	1					32	4
X1		SPRING, HELICAL, COMPRESSION EXHAUST VALVE RE7-60 (11568)		EA	1					32	5

SMR CODE	FEDERAL STOCK NUMBER	DESCRIPTION REF NUMBER & MFR CODE	USABLE ON CODE	(4) UNIT OF MEAS	(5) QTY INC IN UNIT	(6) 15-DAY ORGANIZATIONAL MAINTENANCE ALW				(7) ILLUS- TRATION	
						(A) 1-5	(B) 6-20	(C) 21-50	(D) 51-100	(A) FIG NO	(B) ITEM NO
X1		WASHER, FLAT: HIGH PRESSURE EXHAUST REL10-62 (11568)		EA	1					32	6
X1		SEAT: HIGH PRESSURE EXHAUST VALVE RE7-57A (11568)		EA	1					32	7
X1		GASKET: HIGH PRESSURE EXHAUST REL10-66 (11568) (COMPONENT OF GASKET SET, FSN 4310-875-4107)		EA	2					32	8
P O	4310-631-3398	VALVE ASSEMBLY, DISCHARGE: LOW PRESSURE Z117 (11568)		EA	1	*	*	*	*	32	
A O		SCREW, ASSEMBLED WASHER: DISCHARGE VALVE RE7-81 (11568)		EA	1					32	
P O	5305-990-6444	SCREW, MACHINE		EA	1	*	*	*	*	32	9
P O	5310-596-7691	WASHER, LOCK		EA	1	*	*	*	*	32	10
X1		SEAT: LOW PRESSURE EXHAUST VALVE REL10-65 (11568)		EA	1					32	11
X1		WASHER, FLAT: LOW PRESSURE EXHAUST VALVE REL10-61 (11568)		EA	1					32	12
X1		SPRING, HELICAL, COMPRESSION: EXHAUST VALVE REL10-59 (11568)		EA	1					32	13
X1		HOUSING: LOW PRESSURE EXHAUST VALVE REL10-51A (11568)		EA	1					32	14
X1		GASKET: LOW PRESSURE EXHAUST VALVE SE30-18 (11568) (COMPONENT OF GASKET SET, FSN 4310-875-4107)		EA	1					32	15
P O	4730-263-3124	CYLINDER, AIR NR14-6 (11568)		EA	1	*	*	*	*	32	16
P O	4310-631-3399	VALVE ASSEMBLY, INLET: LOW PRESSURE Z118 (11568)		EA	1	*	*	*	*	33	
X20		SCREW MACHINE: INLET VALVE REL14-81 (11568)		EA	1					33	1
P O	5310-209-0786	WASHER, LOCK: INLET VALVE MS35335-19 (96906)		EA	1	*	*	*	*	33	2
X1		GASKET: LOW PRESSURE INTAKE VALVE REL10-63 (11568) (COMPONENT OF GASKET SET, FSN 4310-875-4107)		EA	1					33	3
X1		SEAT: LOW PRESSURE INTAKE VALVE REL14-71 (11568)		EA	1					33	4
X1		SPRING, HELICAL, COMPRESSION: INTAKE VALVE REL14-58 (11568)		EA	1					33	5
X1		WASHER, FLAT: LOW PRESSURE INTAKE VALVE REL14-70 (11568)		EA	1					33	6

TM5-4310-227-20P		(3)	(4)	(5)	(6)				(7)		
(1)	(2)	DESCRIPTION	USABLE ON CODE	UNIT OF MEAS	QTY INC IN UNIT	15-DAY ORGANIZATIONAL MAINTENANCE ALW				ILLUS-TRATION	(B)
SMR CODE	FEDERAL STOCK NUMBER	REF NUMBER & MFR CODE				(A)	(B)	(C)	(D)	(A) FIG NO	(B) ITEM NO
X1		HOUSING: LOW PRESSURE INTAKE VALVE RE14-72 (11568)		EA	1					33	7
X1		GASKET: LOW PRESSURE INTAKE VALVE RE14-75 (11568) (COMPONENT OF GASKET SET, FSN 4310-875-4107)		EA	1					33	8
P O	4310-631-3397	VALVE ASSEMBLY, INLET: HIGH PRESSURE Z113 (11568)		EA	1	*	*	*	*	33	
A O		SCREW, ASSEMBLED WASHER: INLET VALVE RE7-81 (11568)		EA	1					33	
P O	5305-990-6444	SCREW, MACHINE: INLET VALVE RE7-56A (115680)		EA	1	*	*	*	*	33	9
P O	5305-596-7691	WASHER, LOCK: INLET VALVE		EA	1	*	*	*	*	33	10
X1		GASKET: HIGH PRESSURE INTAKE VALVE SE5-28 (11568) (COMPONENT OF GASKET SET, FSN 4310-875-4107)		EA	2					33	11
X1		SEAT: HIGH PRESSURE INTAKE VALVE RE7-56A (11568)		EA	1					33	12
X1		WASHER, PLAT: HIGH PRESSURE INTAKE RE10-62 (11568)		EA	1					33	13
X1		SPRING, HELICAL, COMPRESSION: INTAKE VALVE RE7-60 (11568)		EA	1					33	14
X1		HOUSING: HIGH PRESSURE INTAKE VALVE RE7-52A (11568)		EA	1					33	15
X1		GASKET: HIGH PRESSURE INLET VALVE RE10-66 (11568)		EA	1					33	16
P O	4310-875-4107	GASKET SET: VALVE Z102G (11568)		EA	1	*	*	*	*		
		1-GASKET								32	3
		2-GASKET								32	8
		1-GASKET								32	15
		1-GASKET								33	3
		1-GASKET								33	8
		1-GASKET								33	11

TM5-4310-227-20P		(3)	(4)	(5)	(6)				(7)		
(1)	(2)	DESCRIPTION	USABLE	UNIT	QTY	15-DAY ORGANIZATIONAL				ILLUS-	(B)
SMR	FEDERAL	REF NUMBER & MFR CODE	ON	OF	INC	MAINTENANCE	ALW	(C)	(D)	(A)	(B)
CODE	STOCK		CODE	MEAS	IN	(A)	(B)	(C)	(D)	FIG	ITEM
	NUMBER				UNIT	1-5	6-20	21-50	51-100	NO	NO
		GROUP 07 - AIR RECEIVER TANK, LINES AND FITTINGS									
P O	4310-874-3179	HOSE ASSEMBLY, AIR Z538A (11568)	CDE	EA	1	*	*	*	*	34	1
P O	2990-619-6556	STARTER ROPE, ENGINE U268 (66289) (CAN BE MANUFACTURED FROM CORD, SASH, FSN 4020-241-8439, 3 FT	ABCD	EA	1	*	*	*	*	34	2
P O	4730-014-6797	COUPLING, PIPE: GAGE TO HOSE AND CHUCK TO HOSE LL2-40 (11568)		EA	1	*	*	*	*	34	3
P O	4310-873-1767	HOSE ASSEMBLY Z538 (11568)	AB	EA	1	*	*	*	*	34	4
X20		INFLATOR GAGE, PNEUMATIC TIRE: INFLATOR G1506 (94894)	C	EA	1					34	5
X20		INFLATOR GAGE, PNEUMATIC TIRE 730DCTDRG (08070)	E	EA	1					34	5
X20		CHUCK, AIR 698 (94894)	A	EA	1					34	6
X20		CHUCK, AIR 699 (94894)	BD	EA	1					34	6
P O	4730-810-3106	ADAPTER, STRAIGHT, PIPE TO TUBE: AIR COMPRESSOR LINE 8205X12X8 (79470)	AB	EA	1	*	*	*	*	35	1
X20		SCREW, CAP, HEXAGON HEAD: CLAMP MTG 1-4-20X3-8CS (87764)	AB	EA	2					35	2
X20		CLAMP, PIPE: AIR COMPRESSION LINE MTG Z256-11 (11568)	AB	EA	2					35	3
M O		NIPPLE, PIPE: CHECK VALVE ASSEMBLY 1-2X15-1-2PN (86285) MANUFACTURE FROM:	A	EA	1					35	4
P O	4710-162-0989	PIPE, STEEL, 15 1/2 IN. REQUIRED WVP406 (81348)				*	*	*	*	35	
M O		NIPPLE, PIPE:CHECK VALVE ASSEMBLY 1-2XPN (14959) MANUFACTURE FROM:	B	EA	1					35	4
P O	4710-162-0989	PIPE, STEEL, 15 1/2 IN. REQUIRED				*	*	*	*	35	
X20		VALVE, CHECK Z2208 (11568)	ABE	EA	1					35	
X20		VALVE, CHECK Z220B (11568)	D	EA	1					35	
X20		BODY, CHECK VALVE M449B (11568)	ABDE	EA	1					35	5
X20		BODY, CHECK VALVE M449A (11568)	C	EA	1					35	5
X20		NUT, PLAIN, HEXAGON: VALVE PLUNGER 1-4-20N (11568)	ABCD	EA	1					35	6
X20		NUT, PLAIN, HEXAGON: BRASS, VALVE PLUNGER 1-4-20BN (11568)	E	EA	1					35	6
X20		DISK, VALVE H41P (11568)		EA	1					35	7
X20		PLUNGER, VALVE M454 (11568)		EA	1					35	8
P O	5305-206-2219	SCREW, MACHINE: VALVE PLUNGER 1-4-20X5-8S (11568)	AB	EA	1	*	*	*	*	35	9

SMR CODE	FEDERAL STOCK NUMBER	DESCRIPTION REF NUMBER & MFR CODE	USABLE ON CODE	(4)	(5)	(6) 15-DAY ORGANIZATIONAL MAINTENANCE ALW				(7) ILLUS- TRATION	
						QTY INC IN UNIT	(A)	(B)	(C)	(D)	(A) FIG NO
						1-5	6-20	21-50	51-100		
P O	5305-290-3051	SCREW, MACHINE	C	EA	1	*	*	*	*	35	9
X20		SCREW, MACHINE: VALVE PLUNGER 1-4-20X5-8RHMS (87764)	D	EA	1					35	9
X20		SCREW: BRASS VALVE PLUNGER 1-4X5-8RHMS (87764)	E	EA	1					35	9
X20		SPRING: CHECK VALVE M453A (11568)		EA	1					35	10
X20		CAP. CHECK VALVE M450A (11568)		EA	1					35	11
X20		SEAT, VALVE M451 (11568)	AB	EA	1					35	
P O	4730-202-6669	BUSHING, PIPE 1-2X1-4RB (86285)	D	EA	2	*	*	*	*	35	
X20		NIPPLE, PIPE: CHECK VALVE ASSEMBLY 1-2X1-1-2PN (86285)	A	EA	1					35	12
X20		ELBOW: CHECK VALVE 1-2-90E (11568)	E	EA	1					35	
X20		NIPPLE, PIPE: CHECK VALVE 1-2CN (86285)	E	EA	2					35	
P O	4730-257-2119	TEE, PIPE: AIR COMPRESSOR AIR LINE WWP521 (81348)	A	EA	1	*	*	*	*	35	13
X20		BUSHING, PIPE: COMPRESSOR AIR LINE 1-2X3-8RB (86285)	A	EA	1					35	14
X20		BUSHING, PIPE: AIR LINE TEE 1-2X1-4RB (86285)	A	EA	1					35	15
X20		BOLT, MACHINE: AIR TANK MTG 5-16-18X1CS (87764)	A	EA	4					35	16
X20		BOLT, MACHINE: AIR TANK MTG 5-16-18X3-4CS (87764)	B	EA	4					35	16
X20		TANK ASSEMBLY, AIR P2220G42 (86823)	A	EA	1					35	17
X20		TANK ASSEMBLY, AIR P220G42 (86823)	B	EA	1					35	17
X20		PLUG, PIPE: AIR TANK 1-1-2NPT (86823)	A	EA	2					35	18
P O	4730-203-0549	PLUG, PIPE: AIR TANK	B	EA	2	*	*	*	*	35	18
X20		NIPPLE, PIPE: AIR DISCHARGE GLOBE VALVE 1-4XCLOSEPN (86285)	A	EA	1					35	19
P O	4730-719-2701	NIPPLE, PIPE: AIR DISCHARGE GLOBE VALVE 3326X4 (79470)	B	EA	1	*	*	*	*	35	19
X20		VALVE, GLOBE: AIR DISCHARGE M522 (91895)	AB	EA	1					35	20
X20		ELBOW, PIPE: DRAIN COCK 1-490DEG (26403)	A	EA	1					35	21
X20		ELBOW, PIPE: DRAIN COCK 1-90DEGSE (26403)	B	EA	1					35	21
X20		ELBOW, PIPE: AIR DISCHARGE GLOBE VALVE 1-4-90SE (86285)	AB	EA	1					35	21
X20		COCK, DRAIN: AIR TANK 1825A (92976)	AB	EA	1					35	22

SMR CODE	FEDERAL STOCK NUMBER	DESCRIPTION REF NUMBER & MFR CODE	USABLE ON CODE	(4) UNIT OF MEAS	(5) QTY INC IN UNIT	(6) 15-DAY ORGANIZATIONAL MAINTENANCE ALW				(7) ILLUS- TRATION	
						(A) 1-5	(B) 6-20	(C) 21-50	(D) 51-100	(A) FIG NO	(B) ITEM NO
X20		NUT, PLAIN, HEXAGON: AIR TANK MTG 5-16-18N (87764)	AB	EA	4					35	23
X20		WASHER, LOCK: AIR TANK MTG 5-16ETL (79807)	AB	EA	8					35	24
P O	4730-277-8837	ELBOW, PIPE TO TUBE 6400X4 (79470)	AB	EA	A	*	*	*	*	35	25
X20		BUSHING, PIPE: MANIFOLD CONNECTION TUBE 1-2X3-8BB (86285)	A	EA	2					35	26
X20		BUSHING, PIPE: MANIFOLD CONNECTION TUBE 1-2X3-8RB (86285)	B	EA	2					35	26
X20		ELBOW, PIPE TO TUBE 400X8 (79470)	AB	EA	1					35	27
M O		TUBE: CONNECTION 2256-28 (11568) MANUFACTURE FROM:	AB	EA	1					35	28
P O	4710-278-6211	TUBE, ALUMINUM, 14 1/2 IN. REQUIRED				*	*	*	*	35	
P O	4730-677-3738	INVERTED NUT, TUBE COUPLING 6100X8 (79470)				*	*	*	*	35	29
P O	4730-013-7409	ADAPTER, STRAIGHT, PIPE TO TUBE: AIR COMPRESSOR LINE 200X8 (79470)	AB	EA	3	*	*	*	*	35	30
X20		COUPLING, PIPE: AIR COMPRESSOR LINE 3-8PC (86285)	A	EA	2					35	31
X20		COUPLING, PIPE: UNLOADER SENSING TUBE 3-8PC (86285)		EA	2					35	31
X20		WASHER, FLAT: AIR COMPRESSOR LINE 1-2FW (79807)	AB	EA	2					35	32
X20		NIPPLE, PIPE: AIR COMPRESSOR LINE 3-8XCLOSEPN (86285)	A	EA	1					35	33
P O	4730-278-3759	NIPPLE, PIPE: UNLOADER SENSING TUBE 3-8XCLOSEPN (86285)	B	EA	1	*	*	*	*	35	33
P O	2990-980-0141	TUBE, EXHAUST: MANIFLD CONNECTION 2256-27 (11568)	A	EA	1	*	*	*	*	35	34
P O	4310-065-0337	TUBE, EXHAUST: MANIFOLD CONNECTION 2256-27A (11568)	B	EA	1	*	*	*	*	35	34
X20		ELBOW, PIPE: AIR COMPRESSOR LINE 1-2-90PE (26403)	AB	EA	1					35	35
X20		BRACKET: AIR COMPRESSOR LINE MTG 2256-10 (11568)	AB	A	2					35	36
X20		WASHER, LOCK: CLAMP MTG 1-4ETL (79807)	AB	EA	4					35	37
X20		NUT, PLAIN, HEXAGON: CLAMP MTG 1-4-20 (87764)	AB	EA	4					35	38
M O		TUBE ASSEMBLY: UNLOADER SENSING M542A (11568) MANUFACTURE FROM:	A	EA	1					36	1
X20		NUT, TUBE COUPLING 1-4CN (87005)								36	
P O	4710-278-6398	TUBE, ALUMINUM ALLOY, 34 1/2 IN. REQUIRED				*	*	*	*	36	

SMR CODE	FEDERAL STOCK NUMBER	DESCRIPTION REF NUMBER & MFR CODE	USABLE ON CODE	(4) UNIT OF MEAS	(5) QTY INC IN UNIT	(6) 15-DAY ORGANIZATIONAL MAINTENANCE ALW				(7) ILLUS- TRATION	
						(A) 1-5	(B) 6-20	(C) 21-50	(D) 51-100	(A) FIG NO	(B) ITEM NO
M O		TUBE ASSEMBLY: UNLOADER SENSING, 38 IN. LG X-4X20AT (11568) MANUFACTURE FROM:	B	EA	1					36	1
P O	4710-278-6398	TUBE, ALUMINUM, 38 IN. REQUIRED				*	*	*	*	36	
M O		TUBE ASSEMBLY: TEE TO UNLOADER MANUFACTURE FROM:	C	EA	1					36	1
P O	4730-011-4627	NUT, TUBE COUPLING				*	*	*	*	36	
P O	4710-278-6398	TUBE, ALUMINUM, 8 IN. REQUIRED				*	*	*	*	36	
P O	4730-288-9930	ADAPTER, STRAIGHT, PIPE TO TUBE: UNLOADED LINE	C	EA	1	*	*	*	*	36	2
M O		NIPPLE, PIPE: MANIFOLD TO UNLOADER VALVE MANUFACTURE FROM:	C	A	1					36	3
P O	4710-278-5379	PIPE, STEEL, 5/8 IN. REQUIRED				*	*	*	*	36	
X20		MANIFOLD, AFTERCOOLER TO RECEIVER NR44 (11568)	CE	EA						36	4
X20		MANIFOLD, AFTERCOOLER TO RECEIVER R10-44A (11568)	D	EA	1					36	4
P O	4730-196-1467	NIPPLE, PIPE: CHECK VALVE MTG 88BX5 (83179)	C	EA	2	*	*	*	*	36	5
X20		VALVE, CHECK: AIR COMPRESSOR LINE Z220A (11568)	C	EA	1					36	6
P O	4730-192-9452	NIPPLE, PIPE: AIR RECEIVER TO TEE	C	EA	1	*	*	*	*	36	7
P O	4730-188-1877	NIPPLE, PIPE: TANK TO TEE 1-2X1-1-2PN (86285)	D	EA	1	*	*	*	*	36	7
P O	4730-202-6669	BUSHING, PIPE: TEE TO UNLOADER LINE	C	EA	1	*	*	*	*	36	8
P O	4730-249-2031	TEE, PIPE: AIR RECEIVER TO AIR MANIFOLD	C	EA	1	*	*	*	*	36	9
X20		TEE, PIPE: CHECK VALVE TO NIPPLE 1-2T (86285)	D	EA	1					36	9
P O	4730-424-5884	ADAPTER, STRAIGHT, PIPE TO TUBE: UNLOADER LINE	C	EA	1	*	*	*	*	36	10
P O	6685-514-3709	GAGE, PRESSURE, DIAL INDICATING 60 (11568)	C	EA	1	*	*	*	*	36	11
P O	6685-264-3961	GAGE, PRESSURE, DIAL INDICATOR AIR M519C (11568)	DE	EA	1	*	*	*	*	36	11
X20		VALVE, SAFETY: AIR RECEIVER TANK FIG112-200 (75336)	ABC	EA	1					36	12
X20		VALVE, SAFETY: AIR RECEIVERS Z206-200 (11568)	D	EA	1					36	12
X20		VALVE, SAFETY: AIR RECEIVER Z206 (11568)	E	EA	1					36	12
X20		VALVE, GLOBE: AIR TANK DISCHARGE 67 (11568)	C	EA	1					36	13
X20		VALVE, GLOBE: AIR TANK DISCHARGE M523 (91895)	DE	EA	1					36	13
P O	4730-192-9452	NIPPLE, PIPE: GLOBE VALVE MTG	C	EA	1	*	*	*	*	36	14
X20		NIPPLE, PIPE: GLOBE VALVE MTG 1-2CN (86285)	DE	EA	1					36	14
X20		BUSHING, REDUCING, PIPE: GLOBE VALVE 1-2X1-4 (11568)	E	EA	1					36	

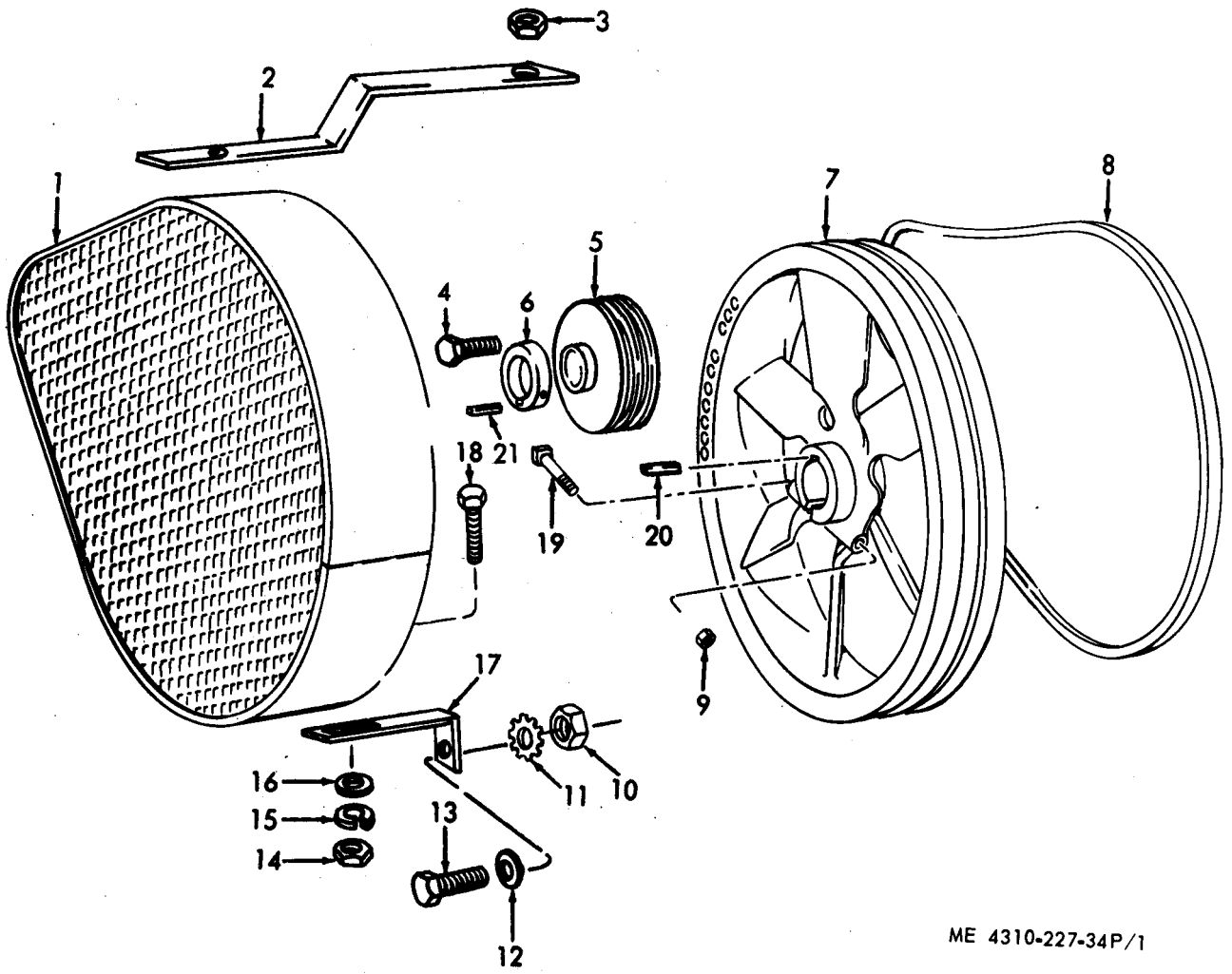
SMR CODE	FEDERAL STOCK NUMBER	DESCRIPTION REF NUMBER & MFR CODE	USABLE ON CODE	(4) UNIT OF MEAS	(5) QTY INC IN UNIT	(6) 15-DAY ORGANIZATIONAL MAINTENANCE ALW				(7) ILLUS- TRATION	
						(A) 1-5	(B) 6-20	(C) 21-50	(D) 51-100	(A) FIG NO	(B) ITEM NO
X20		TANK ASSEMBLY, AIR 1164G45 (11568)	C	EA	1					36	15
X20		RECEIVER, AIR P1164G45 (48816)	DE	EA	1					36	15
X20		COCK, DRAIN: AIR TANK 1825A (87005)	CD	EA	1					36	16
X20		COCK, DRAIN: AIR RECEIVER M629 (11568)	E	EA	1					36	16
X20		PLUG, PIPE: AIR TANK 2NPT (86823)	C	EA	2					36	17
X20		PLUG, PIPE: AIR TANK 2PP (48816)	D	EA	2					36	17
X20		PLUG, AIR RECEIVER M569 (48816)	E	EA	2					36	17
P O	4730-193-0869	BUSHING, PIPE	D	EA	1	*	*	*	*	36	
X20		BODY, STRAIGHT, COMPRESSION: SENSING TUBE M441 (11568)	E	EA	1					36	
X20		ELL, COMPRESSION: SENSING TUBE M513 (87005)	E	EA	1					36	
X20		VALVE, UNLOADER: CONSTANT SPEED SP7835 (11568) (INCLUDES COMPONENTS OF PARTS KIT, FSN 4310-887-8763)	AC	EA	1					36	18
X20		NUT, PLAIN, HEXAGON: SAFETY RELIEF VALVE 1552 (11568)	A	EA	1					37	1
X20		NUT, PLAIN, HEXAGON: SAFETY RELIEF VALVE 1152 (11568)	C	EA	1					37	1
X1		PACKING, PREFORMED: PISTON ROD 7868 (71342) (COMPONENT OF PARTS KIT, FSN 4310-887-8763)	AC	EA	1					37	2
X20		PISTON ASSEMBLY: SAFETY RELIEF 7870 (11568)	AC	EA	1					37	
X1		ROD, PISTON: SAFETY RELIEF 7871 (11568)	AC	EA	1					37	3
X1		PISTON, AIR CYLINDER 7872 (11568)	AC	EA	1					37	4
X1		PACKING, PREFORMED: PISTON 7873 (71342) (COMPONENT OF PARTS KIT, FSN 4310-887-8763)	AC	EA	1					37	5
X20		SEAT, BODY 7874 (11568)	AC	EA	1					37	6
X20		GASKET: BODY SEAT 9550 (11568)	A	EA	1					37	7
P O	4310-870-9550	GASKET: BODY SEAT 7875 (11568)	C	EA	1	*	*	*	*	37	7
X1		SEAT AND VALVE ASSEMBLY 9818 (71342) (COMPONENT OF PARTS KIT, FSN 4310-887-8763)	AC	EA	1					37	8
X1		DISK, SEAT 7878 (71342)	AC	EA	1					37	
X1		SEAT VALVE ASSEMBLY 9819 (71342)	AC	EA	1					37	
X20		BODY, SAFETY RELIEF VALVE 7869 (11568)	AC	EA	1					37	9

SMR CODE	FEDERAL STOCK NUMBER	DESCRIPTION REF NUMBER & MFR CODE	USABLE ON CODE	(4) UNIT OF MEAS	(5) QTY INC IN UNIT	(6) 15-DAY ORGANIZATIONAL MAINTENANCE ALW				(7) ILLUS- TRATION	
						(A) 1-5	(B) 6-20	(C) 21-50	(D) 51-100	(A) FIG NO	(B) ITEM NO
X20		PLUG, PIPE: RELIEF VALVE BODY 216 (11568)	AC	EA	1					37	10
X20		BODY, VAVLE 7879 (11568)	AC	EA	1					37	11
X20		SPRING, HELICAL, COMPRESSION 7867 (11568)	AC	EA	1					37	12
X20		BUTTON, SPRING 7866 (11568)	AC	EA	1					37	13
P O	4310-887-8763	PARTS KIT, UNLOADER VALVE 7835RK (11568)	AC	EA	1	*	*	*	*		
		1-PACKING, PREFORMED								37	2
		1-PACKING, PREFORMED								37	5
		1-SEAT AND VALVE ASSEMBLY								37	8
		1-DISK									
		1-SEAT AND VALVE ASSEMBLY									
		GROUP 08 - FRAME AND HOUSING									
P O	4730-843-4740	ADAPTER, STRAIGHT, PIPE TO TUBE: FUEL LINE 88LE1-4X1-4 (30327)	AB	EA	1	*	*	*	*	38	2
M O		LINE ASSEMBLY: FUEL TANK TO STRAINER Z258-5 (11568) MANUFACTURE FROM:	AB	EA	1					38	3
X20		CLAMP, HOSE: SPRING WIRE								38	
P O	4720-838-3595	HOSE, RUBBER, 9 IN. REQUIRED 7-32X6-5H (11568)				*	*	*	*	38	
P O	4730-142-1593	INVERTED NUT, TUBE COUPLING 6100X4 (79470)	A			*	*	*	*	38	
X20		NUT, TUBE COUPLING M27 (87005)	B							38	
P O	4710-277-5525	TUBE, COPPER, 6 IN. REQUIRED	AB			*	*	*	*	38	
X20		ELBOW, PIPE: FUEL FILTER, FUEL PUMP 1-8-9OSE (26403)	AB	EA	2					38	4
X20		NIPPLE, PIPE: FUEL FILTER ELBOW	AB	EA	1					38	5
X20		BUSHING, PIPE: FUEL LINE 1-4X1-8 (87005)	A	EA	1					38	6
X20		BUSHING, PIPE: FUEL LINE 1-4X1-8B (14959)	B	EA	1					38	6
X20		SCREW, CAP, HEXAGON HEAD: ELBOW MTG 1-4-20X3-4 (87005)	A	EA	2					38	7
P O	5305-558-3012	SCREW, CAP, HEXAGON HEAD: DROP ELBOW MTG	B	EA	2	*	*	*	*	38	7
X20		WASHER, LCOK: ELBOW MTG 1-4 (87005)	A	EA	4					38	8
P O	5310-209-0786	WASHER, LOCK: DROP ELBOW MTG SCREW	B	EA	2	*	*	*	*	38	8
P O	4730-246-9200	ELBOW, PIPE: FUEL LINE WWP521 (81348)	AB	EA	12	*	*	*	*	38	9
X20		NUT, PLAIN, HEXAGON: ELBOW MTG 1-4-20 (87005)	A	EA	2					38	10

SMR CODE	FEDERAL STOCK NUMBER	DESCRIPTION REF NUMBER & MFR CODE	USABLE ON CODE	(4) UNIT OF MEAS	(5) QTY INC IN UNIT	(6) 15-DAY ORGANIZATIONAL MAINTENANCE ALW				(7) ILLUS- TRATION	
						(A) 1-5	(B) 6-20	(C) 21-50	(D) 51-100	(A) FIG NO	(B) ITEM NO
P O	5310-723-4458	NUT, PLAIN, HEXAGON: DROP ELBOW MTG SCREW	B	EA	2	*	*	*	*	38	10
X20		BOLT, ANCHOR Z256-12 (11568)	AB	EA	8					30	11
X20		PLATE, ANCHOR Z256-13 (11568)	AB	EA	4					38	12
X20		WASHER, LOCK: ANCHOR BOLT 1-2W (79807)	AB	EA	8					38	13
X20		WASHER, LOCK: ANCHOR BOLT MS35338-10 (96906)	AB	EA	8					38	
X20		NUT, PLAIN, HEXAGON: ANCHOR BOLT 1-2-134 (87764)	A	EA	8					38	14
X20		NUT, PLAIN, HEXAGON: ANCHOR BOLT 1-2-13N (87764)	AB	EA	8					38	
P O	5310-768-0318	NUT, PLAIN, HEXAGON: ANCHOR BOLT 1-2-13N (87764)	B	EA	8	*	*	*	*	38	14
P O	5310-011-4378	NUT, PLAIN, HEXAGON: BATTERY HOLD-DOWN	A	EA	2	*	*	*	*	39	4
X20		NUT, PLAIN, HEXAGON: BATTERY HOLD-DOWN STUD 5-16-18 (87764)	B	EA	4					39	4
X20		WASHER, FLAT: BATTERY HOLD-DOWN 1-4FW (79807)	A	EA	2					39	5
P O	5310-081-4219	WASHER, FLAT: BATTERY HOLD-DOWN STUD	B	EA	4	*	*	*	*	39	5
X20		FRAME: BATTERY HOLD-DOWN Z256-16 (11568)	A	EA	1					39	6
P O	6140-980-0157	LEAD, STORAGE BATTERY: BATTERY TO GROUND Z259-20 (11568)	AB	EA	1	*	*	*	*	39	7
X20		PAN, BOTTOM Z256-9 (11568)	A	EA	1					39	8
X20		PAN, BOTTOM Z256-25 (11568)	B	EA	1					39	8
P O	5310-584-5005	NUT, PLAIN, HEXAGON: STARTER CABLE CLAMP	AB	EA	1	*	*	*	*	39	9
P O	5305-225-3840	SCREW, CAP, HEXAGON HEAD: STARTER CABLE CLAMP	AB	EA	1	*	*	*	*	39	15
X20		STUD: BATTERY HOLD-DOWN BOTH ENDS, 1/4-20 THD SIZE, 9 3/8 IN. LG Z256-15 (11568)	A	EA	2					39	16
X20		NUT, SELF-LOCKING HEXAGON: BATTERY HOLD-DOWN 1-4-20N (87764)	A	EA	2					39	
X20		STUD: BATTERY HOLD-DOWN Z256-15A (11568)	B	EA	4					39	16
X20		CLAMP, CABLE: STARTER CABLE Z256-11 (11568)	AB	EA	1					39	17
X20		COVER ASSEMBLY, DUCT Z256-14 (11568)	AB	EA	1					40	1
X20		END, DUCT: ENCLOSURE Z256-4 (11568)	A	EA	1					40	2
X20		END DUCT: ENCLOSURE Z256A (11568)	B	EA	1					40	2
X20		HOOK: DOOR Z256-17 (11568)	AB	EA	4					40	3

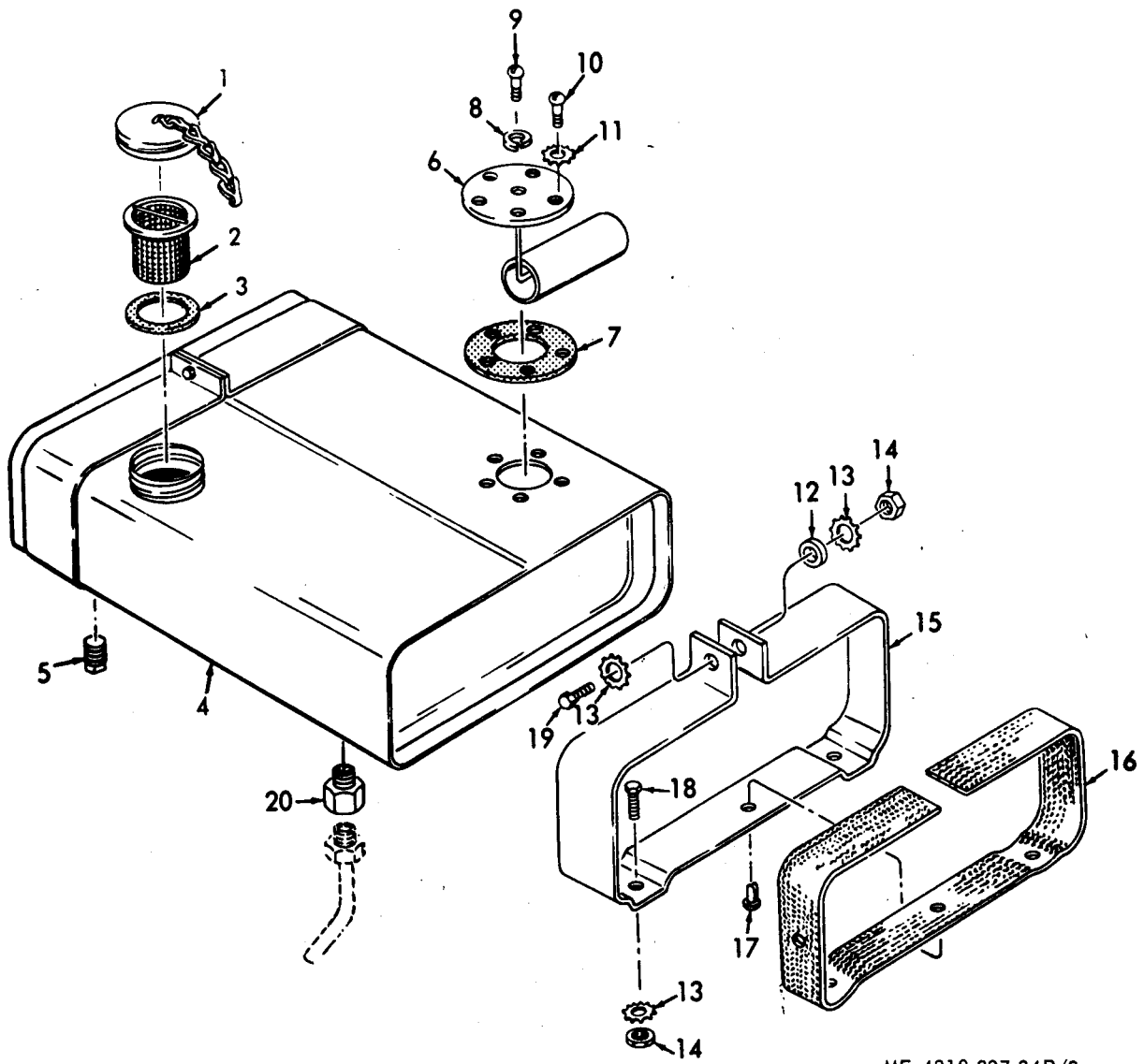
TM5-4310-227-20P		(3)	(4)	(5)	(6)				(7)		
(1)	(2)	DESCRIPTION			15-DAY ORGANIZATIONAL MAINTENANCE ALW				ILLUS-TRATION		
SMR CODE	FEDERAL STOCK NUMBER	REF NUMBER & MFR CODE	USABLE ON CODE	UNIT OF MEAS	QTY INC IN UNIT	(A)	(B)	(C)	(D)	(A) FIG NO	(B) ITEM NO
X20		SCREW, MACHINE: TOOL BOX MTG 10-32X3-8FHMS (11568)	AB	EA	4					40	4
X20		SCREW, MACHINE: LOUVER, DOOR HINGE INSTRUMENT PANEL DOOR MTG 10-32X3-8FHMS (87764)	AB	EA	42					40	4
X20		NUT, PLAIN, HEXAGON: DOOR HINGE MTG 10-32N (87764)	A	EA	14					40	
X20		NUT, PLAIN, HEXAGON: DOOR HINGE MTG 10-32N (87764)	B	EA	16					40	
X20		DOOR ASSEMBLY, REAR Z256-3 (11568)	A	EA	1					40	5
X1		LATCH: DOOR Z256-20 (11568)	A	EA	2					40	
X20		DOOR ASSEMBLY, REAR Z256-3A (11568)	B	EA	1					40	5
X20		END: LOUVER, ENCLOSURE Z256-5 (11568)	AB	EA	1					40	6
X20		SCREW, MACHINE: LOUVER MTG 10-32X5-8FHMS (87764)	A	EA	2					40	7
X20		SCREW, MACHINE: LOUVER MTG 10-32X1-2FHMS (87764)	B	EA	32					40	7
P O	5305-988-1723	SCREW, MACHINE: PANEL TO BASE	A	EA	42	*	*	*	*	40	8
X20		SCREW, MACHINE: PANELS TO BASE 1-4-20X1-2 THMS (87764)	B	EA	42					40	8
X20		DOOR: INSTRUMENT PANEL Z256-6 (11568)	AB	EA	1					40	9
X20		LOUVER ASSEMBLY, ADJUSTABLE Z256-22 (11568)	AB	EA	1					40	10
X20		DOOR: FRONT Z256-2 (11568)	A	EA	1					40	11
X20		DOOR: FRONT Z256-2A (11568)	B	EA	1					40	11
X20		TOP, ENCLOSURE Z256-8 (11568)	A	EA	1					40	12
X20		TOP, ENCLOSURE Z256-8A (11568)	B	EA	1					40	12
X20		LATCH: DOOR HOOK Z256-18 (11568)	AB	EA	4					40	13
P O	5320-960-2778	RIVET: WEATHER SEAL MTG, BRASS 1-8X3-16X7-32X (11568)	AB	EA	162	*	*	*	*	40	14
X20		SEAL: BELT SIDE, BOTTOM Z256-26A (11568)	AB	EA	1					40	15
X20		SEAL: BELT SIDE, TOP Z256-26B (11568)	A	EA	1					40	15
X20		SEAL: BELT SIDE, TOP Z256-26B1 (11568)	B	EA	1					40	15
X20		SEAL: FLYWHEEL SIDE, BOTTOM Z256-26C (11568)	A	EA	1					40	15
X20		SEAL: FLYWHEEL SIDE, BOTTOM Z256-26C1 (11568)	B	EA	1					40	15
X20		SEAL: FLYWHEEL SIDE, TOP Z256-26D (11568)	A	EA	1					40	15
X20		SEAL: FLYWHEEL SIDE, TOP Z256-26D1 (11568)	B	EA	1					40	15

TM5-4310-227-20P		(3)	(4)	(5)	(6)				(7)		
(1)	(2)	DESCRIPTION	USABLE	UNIT	QTY	15-DAY ORGANIZATIONAL				ILLUS-	
SMR	FEDERAL		ON	OF	INC	MAINTENANCE ALW				(A)	(B)
CODE	STOCK	REF NUMBER & MFR CODE	CODE	MEAS	IN	(A)	(B)	(C)	(D)	FIG	ITEM
	NUMBER				UNIT	1-5	6-20	21-50	51-100	NO	NO
X20		SEAL: DOOR END Z256-26E (11568)	AB	EA	4					40	15
X20		SEAL: INSTRUMENT PANEL DOOR Z256-26F (11568)	AB	EA	2					40	15
X20		SEAL: INSTRUMENT PANEL DOOR Z256-26G (11568)	AB	EA	2					40	15
X20		WEATHER STRIP: INSTRUMENT PANEL Z256-24 (11568)	AB	EA	1					40	16
X20		STRIP, LOCK: INSTRUMENT PANEL Z256-25 (11568)	AB	EA	1					40	17
X20		PADLOCK ASSEMBLY Z256-19 (30399)	AB	EA	1					40	18
X20		BOX ASSEMBLY, TOOL Z256-7 (11568)	AB	EA	1					40	19
X1		COVER: TOOL BOX, W/HINGE Z256-23 (11568)	AB	EA	1					40	
X1		LATCH: TOOL BOX Z256-21 (11568)	AB	EA	1					40	



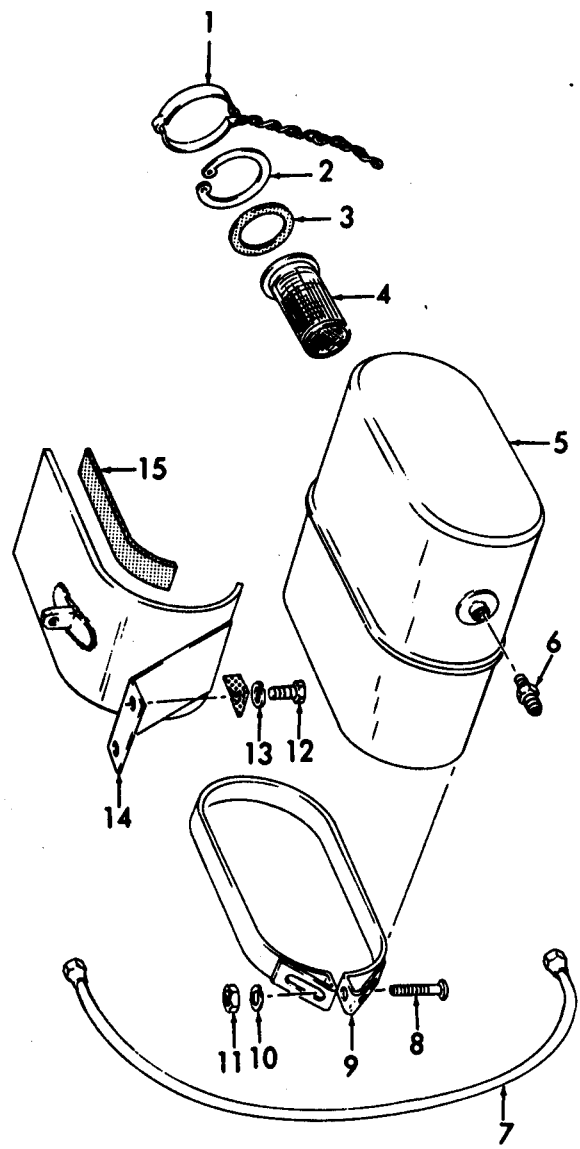
ME 4310-227-34P/1

Figure 1. Flywheel, Pulley, Guard and Belt



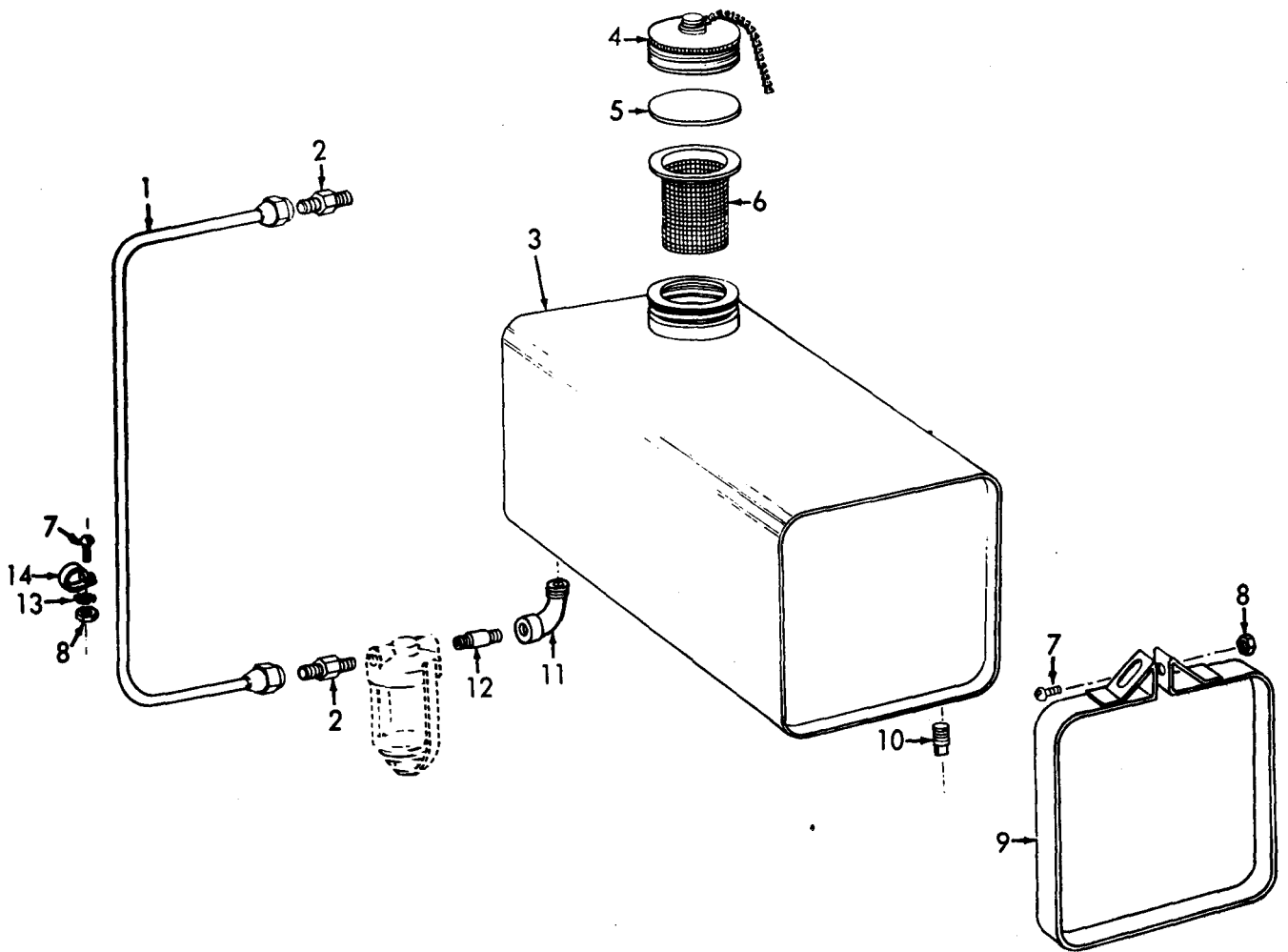
ME 4310-227-34P/2

Figure 2. Fuel Tank



ME 4310-227-34P/3

Figure 3. Fuel Tank

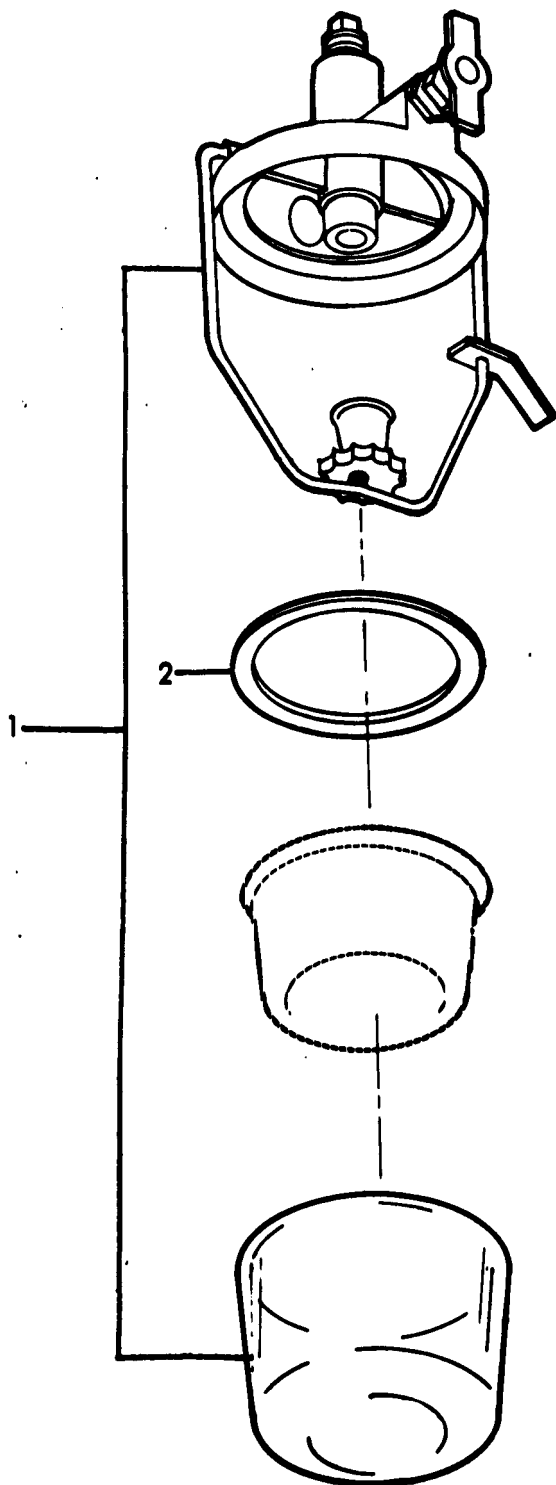


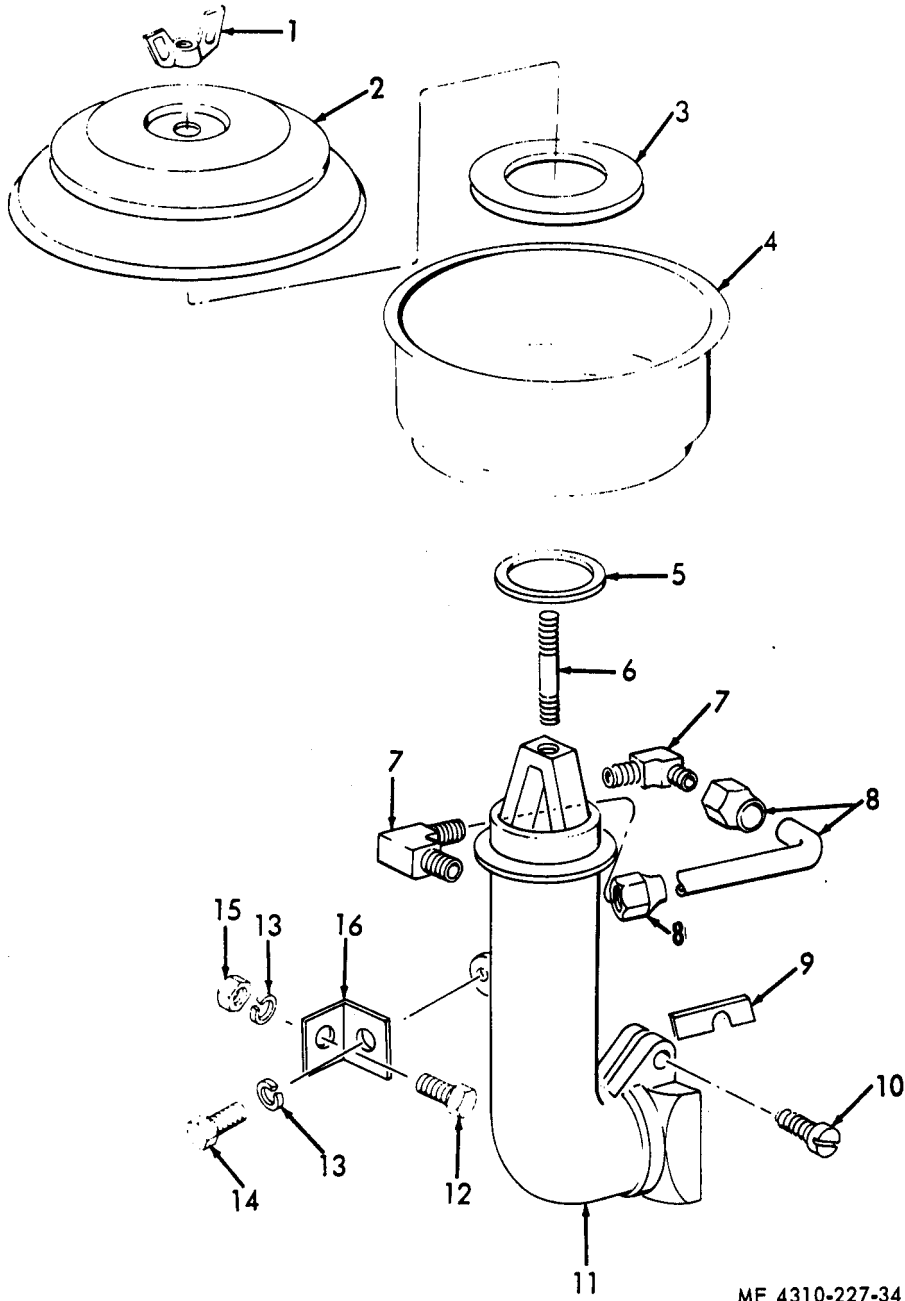
ME 4310-227-34P/4

Figure 4. Fuel Tank, Lines and Fittings

Figure 5. Fuel Filter

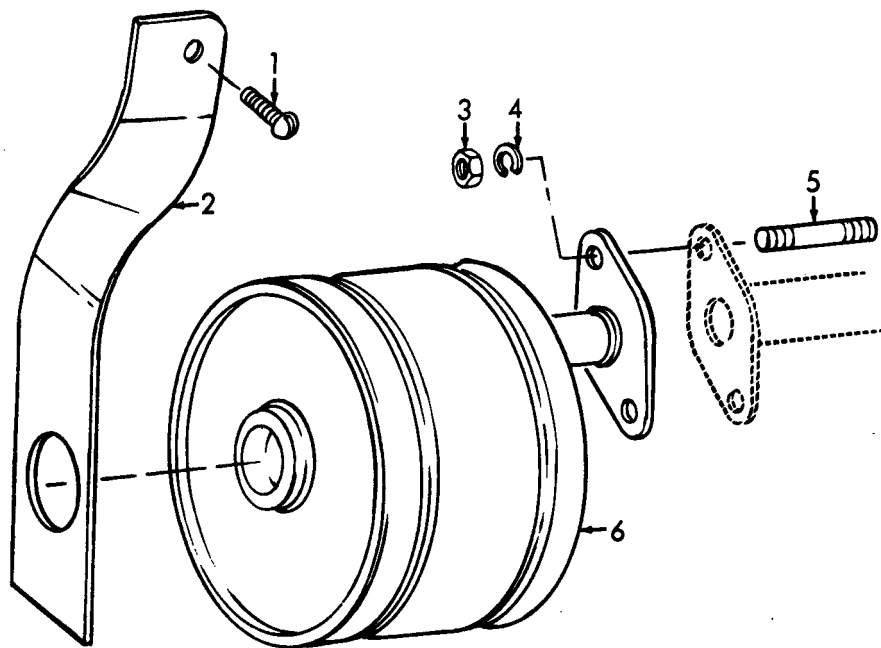
ME 4310-227-34P/5





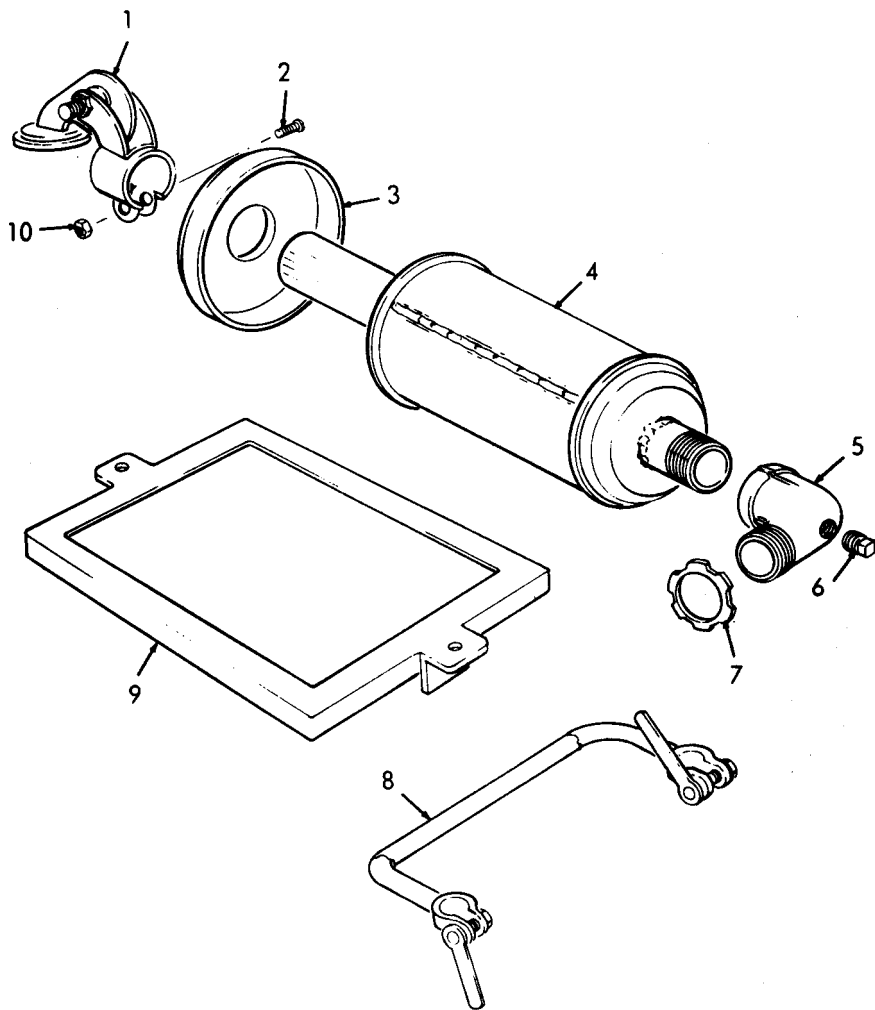
ME 4310-227-34P/6

Figure 6. Air Cleaner



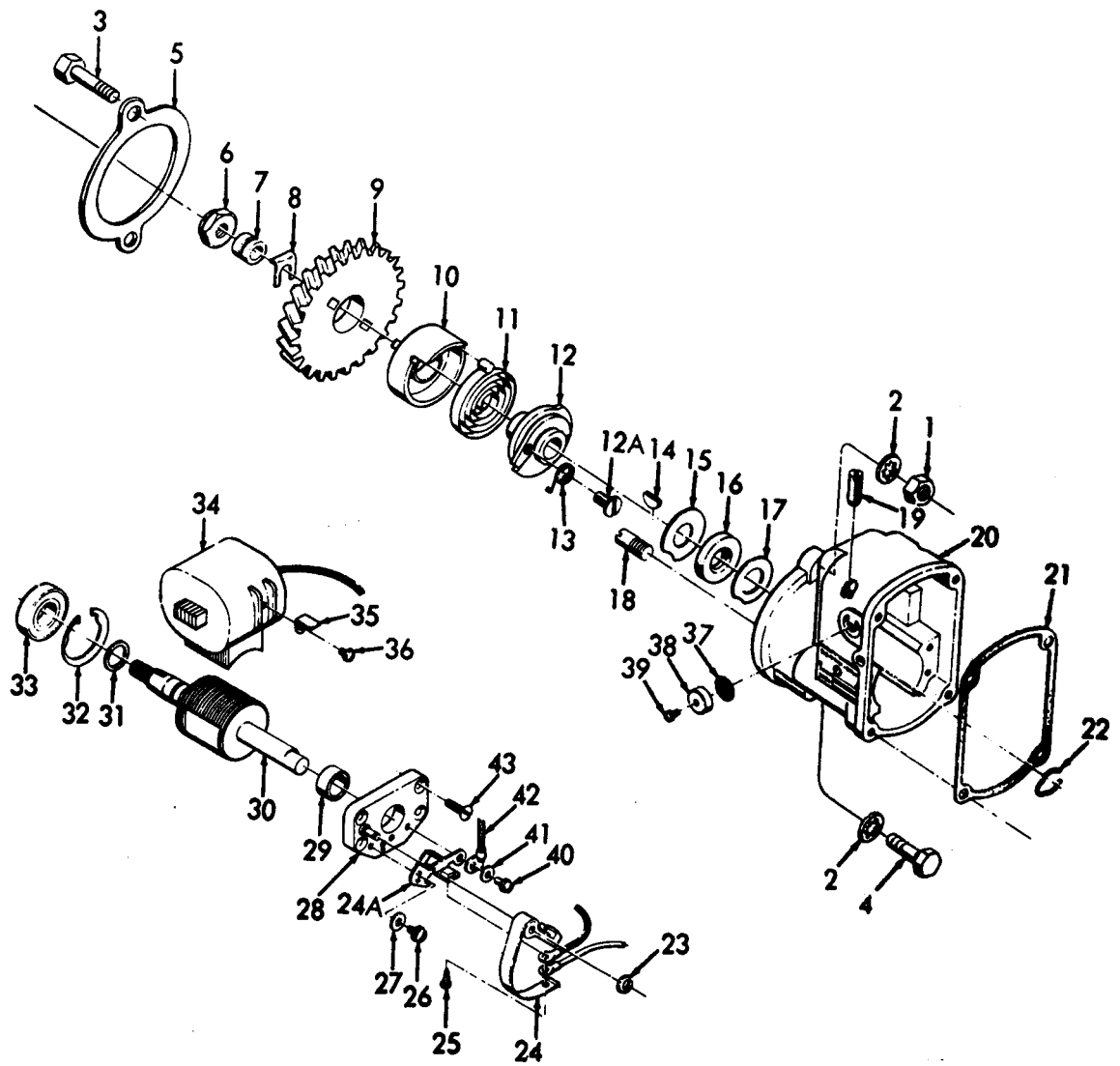
ME 4310-227-34P/7

Figure 7. Muffler and Bracket



ME 4310-227-34P/8

Figure 8. Battery Frame, Lead and Muffler



ME 4310-227-34P/9

Figure 9. Magneto

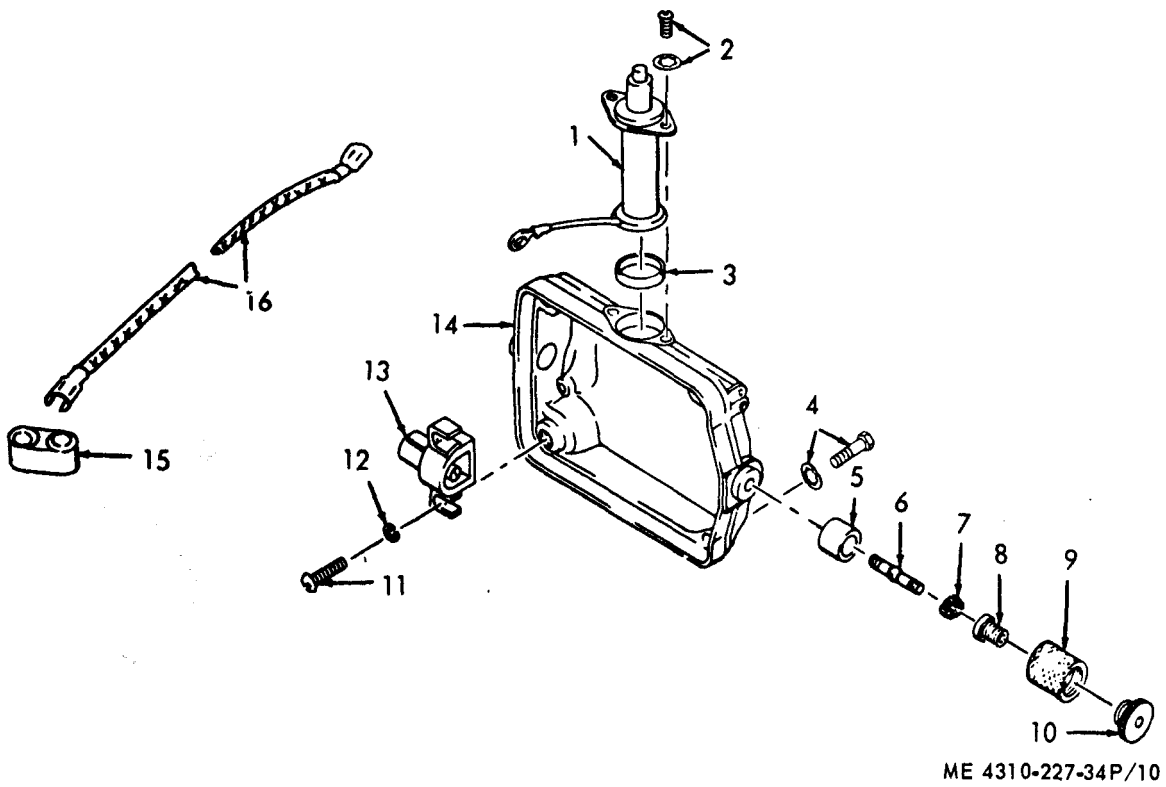
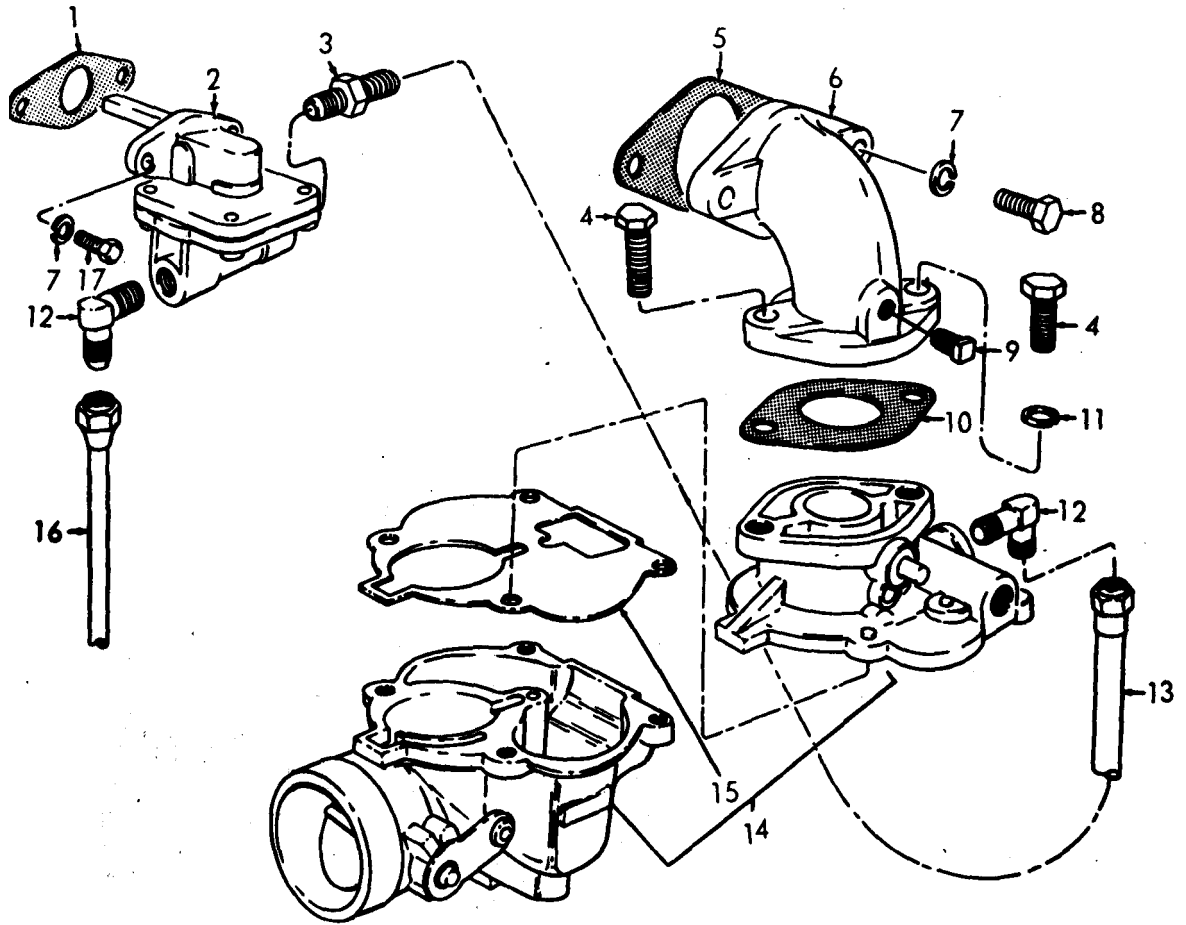
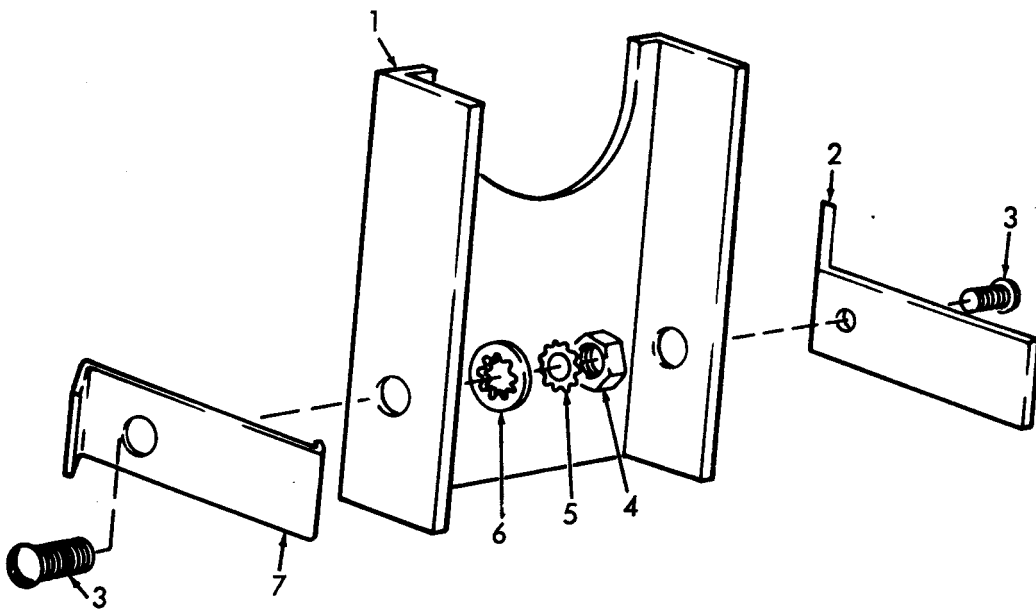


Figure 10. Magneto Cap, Temperature Switch and Condenser



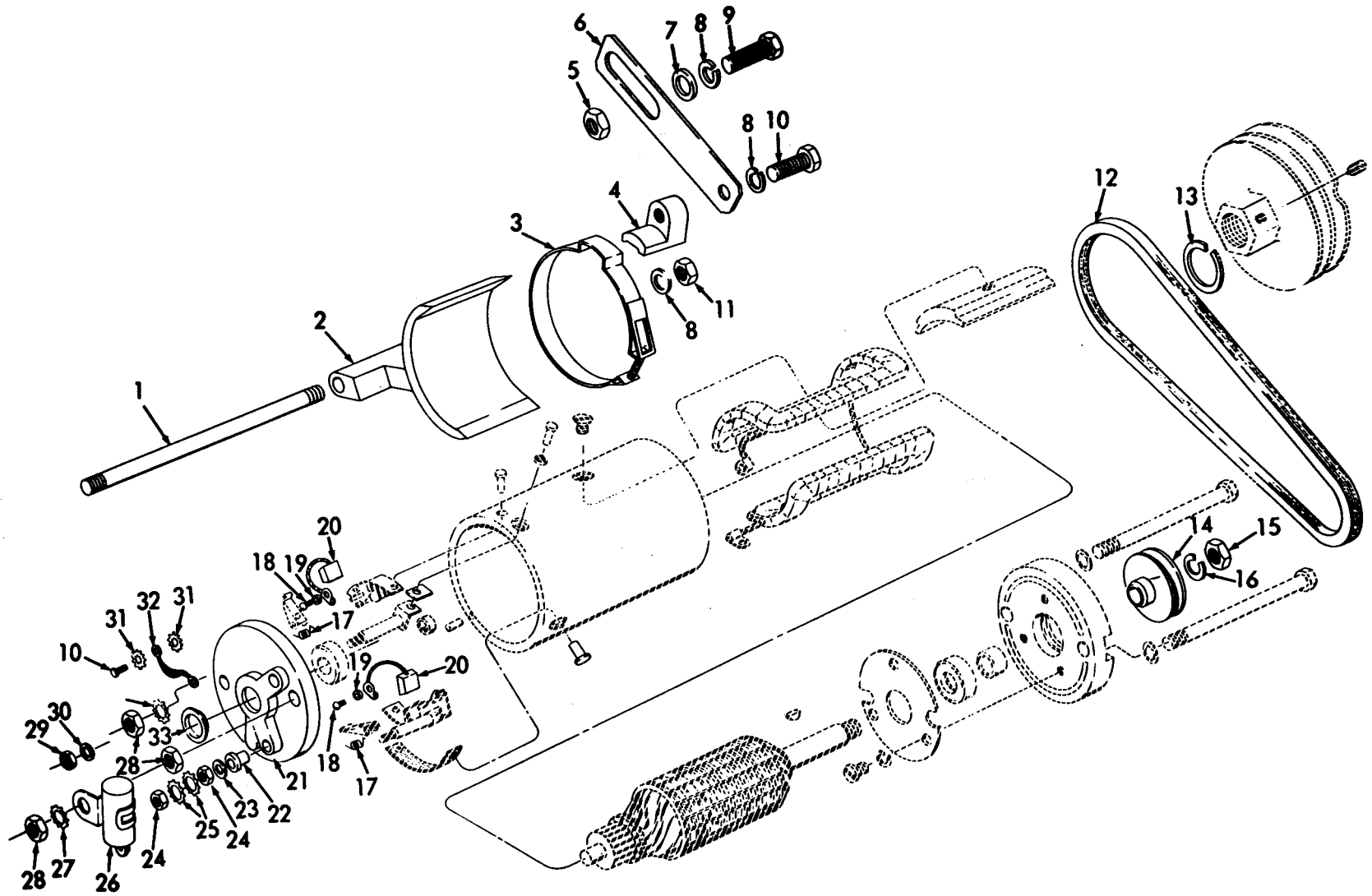
ME 4310-227-34P/11

Figure 11. Carburetor and fuel pump.



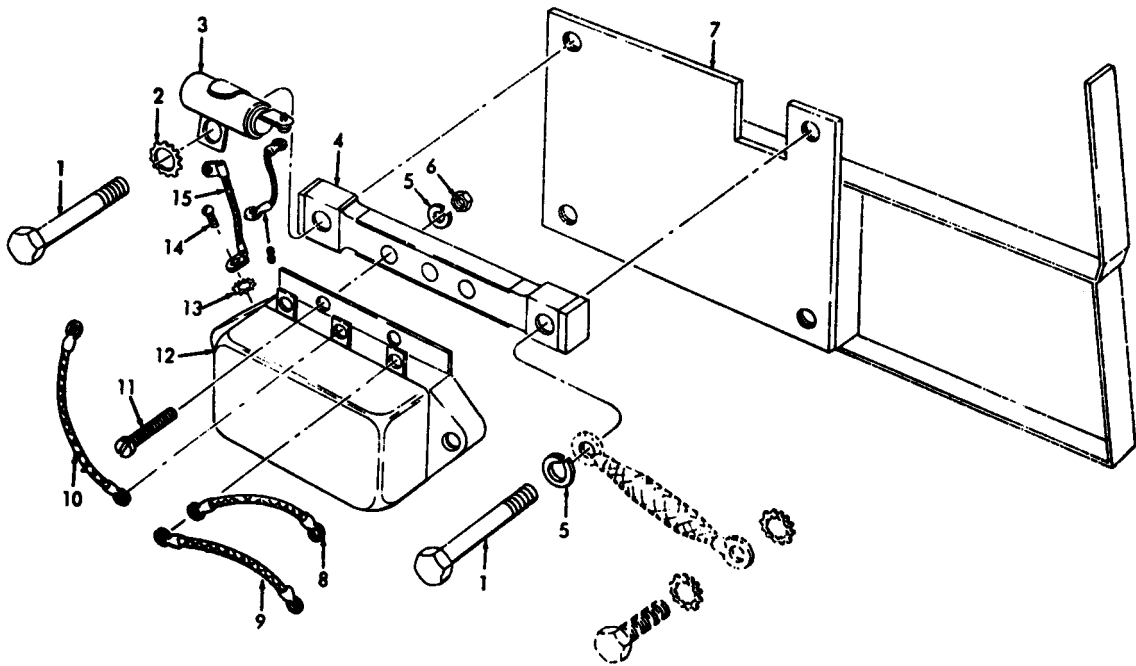
ME 4310-227-34P/12

Figure 12. Generator Belt Guard



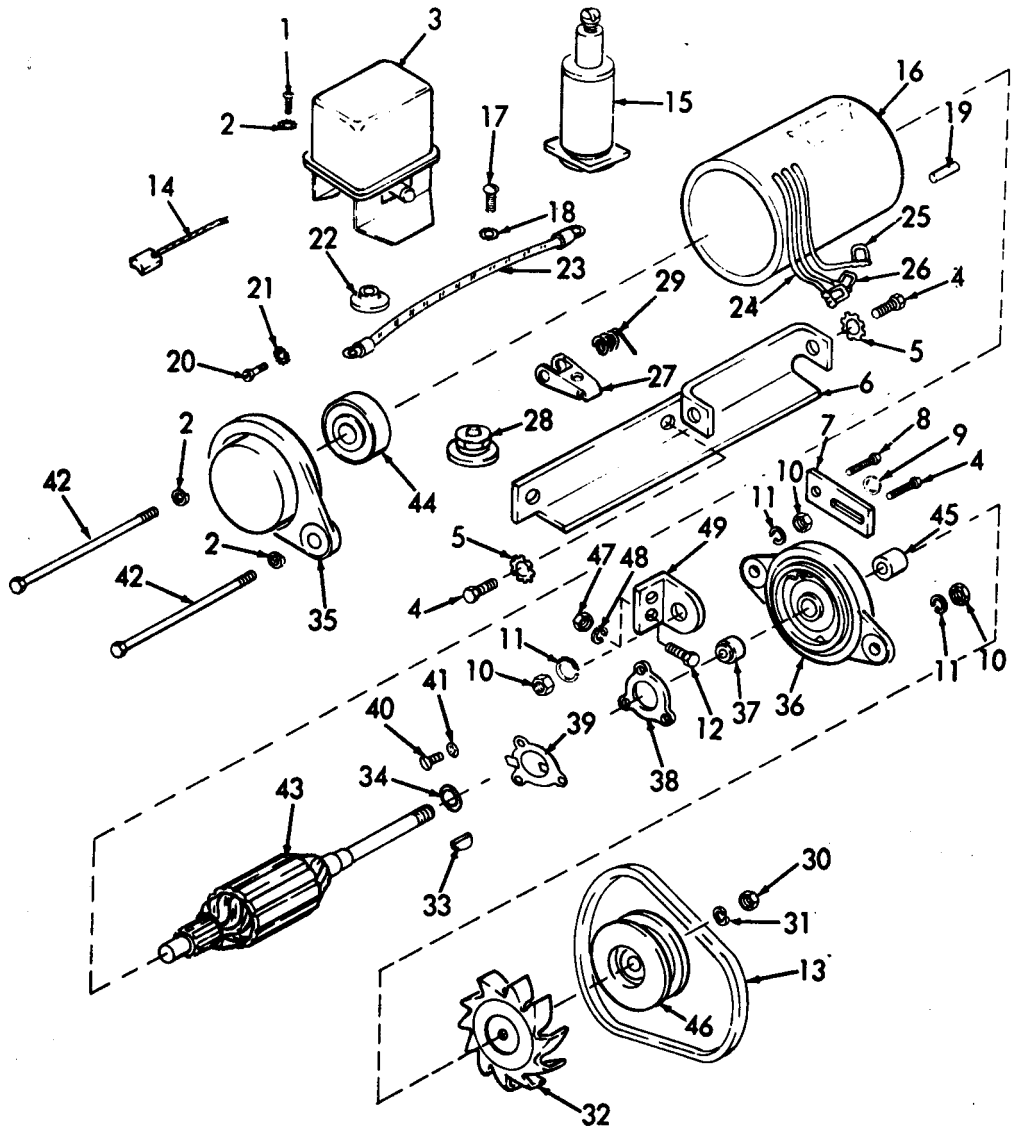
ME 4310-227-34P/13

Figure 13. Generator



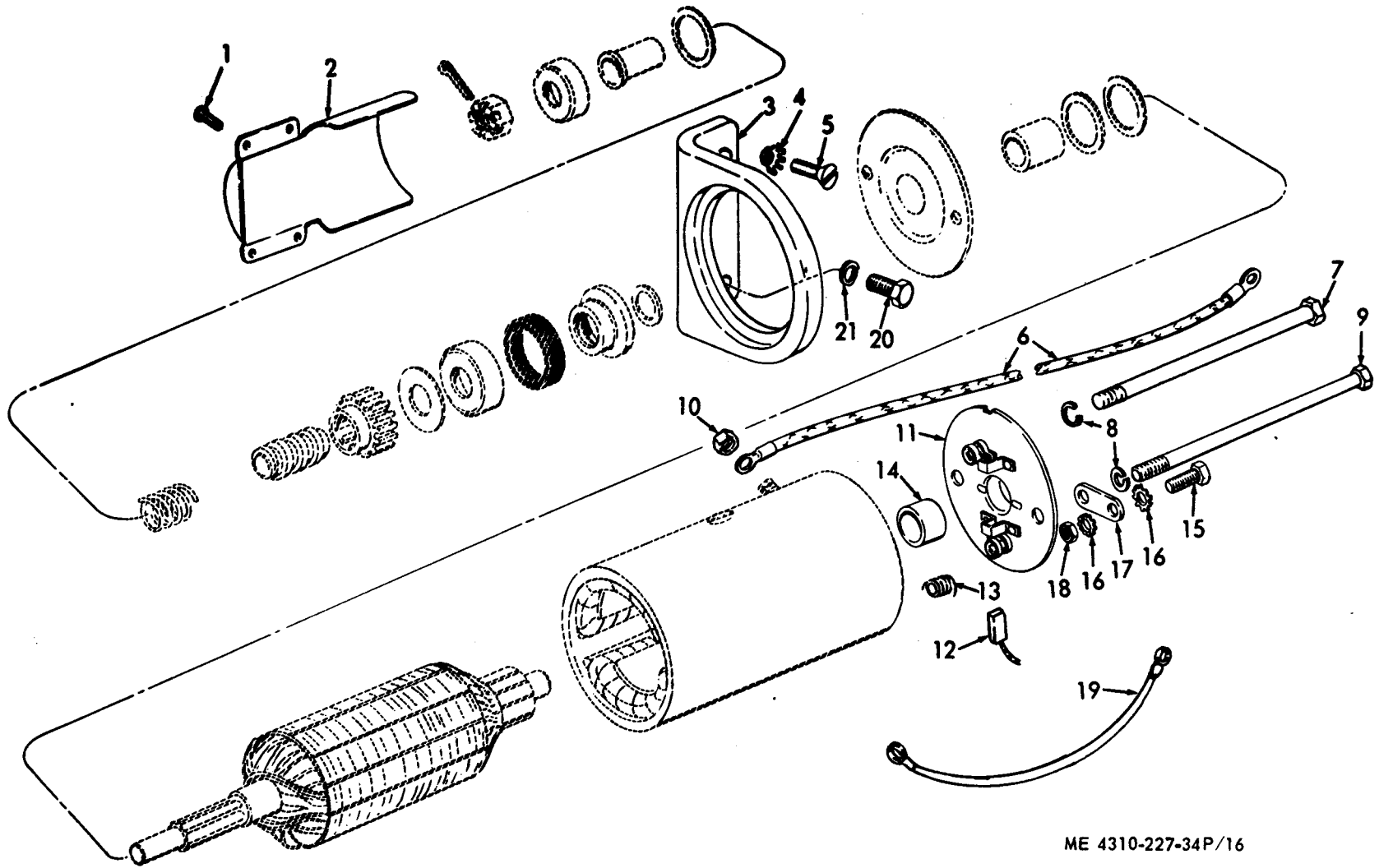
ME 4310-227-34P/14

Figure 14. Generator Regulator



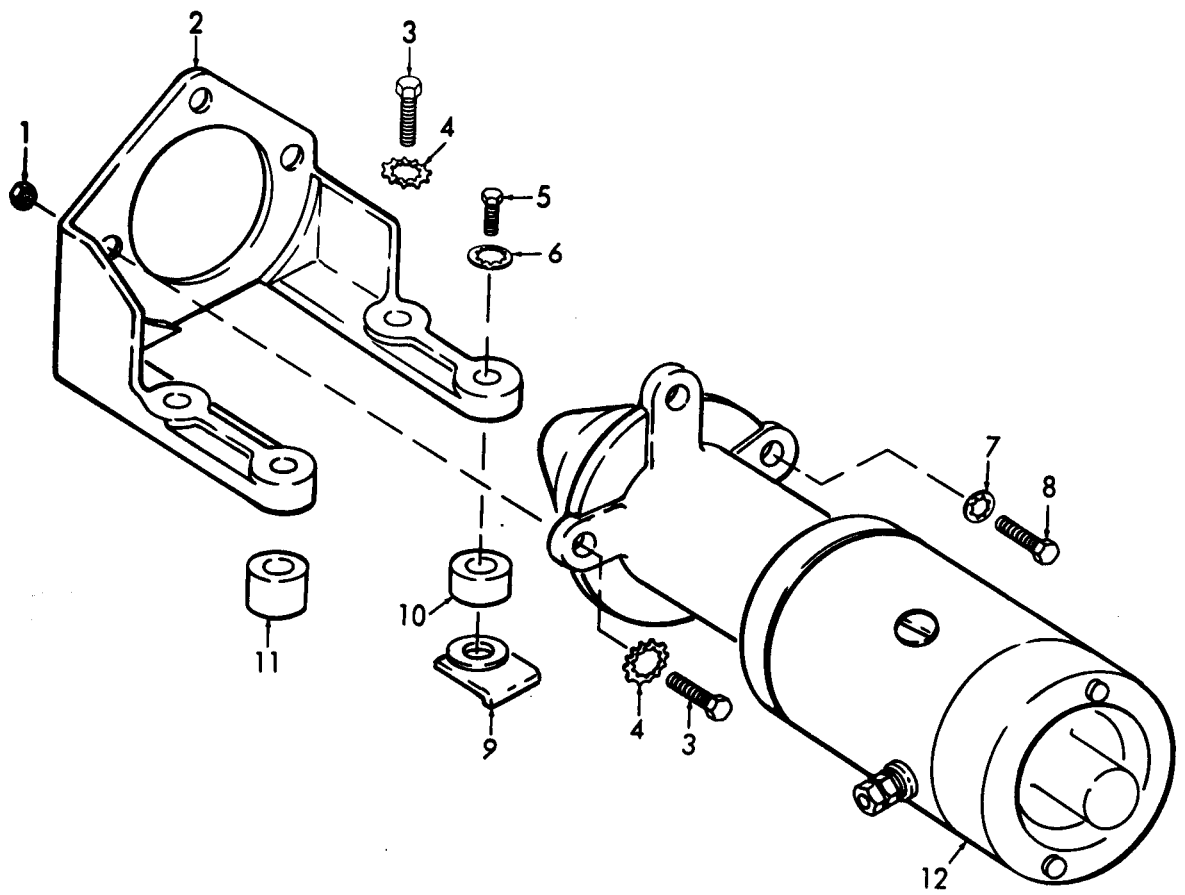
ME 4310-227-34P/15

Figure 15. Generator and Regulator



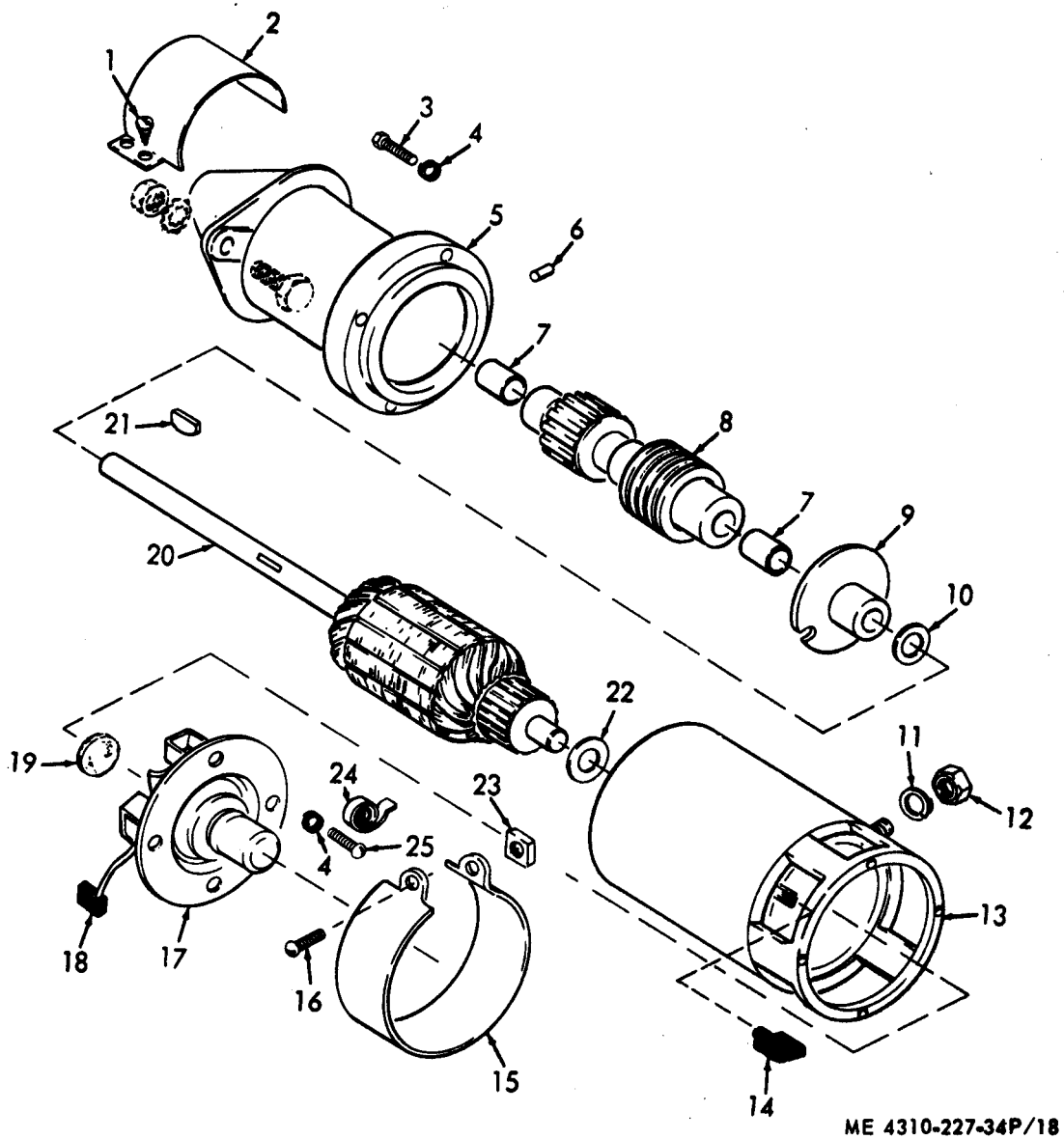
ME 4310-227-34P/16

Figure 16. Starter



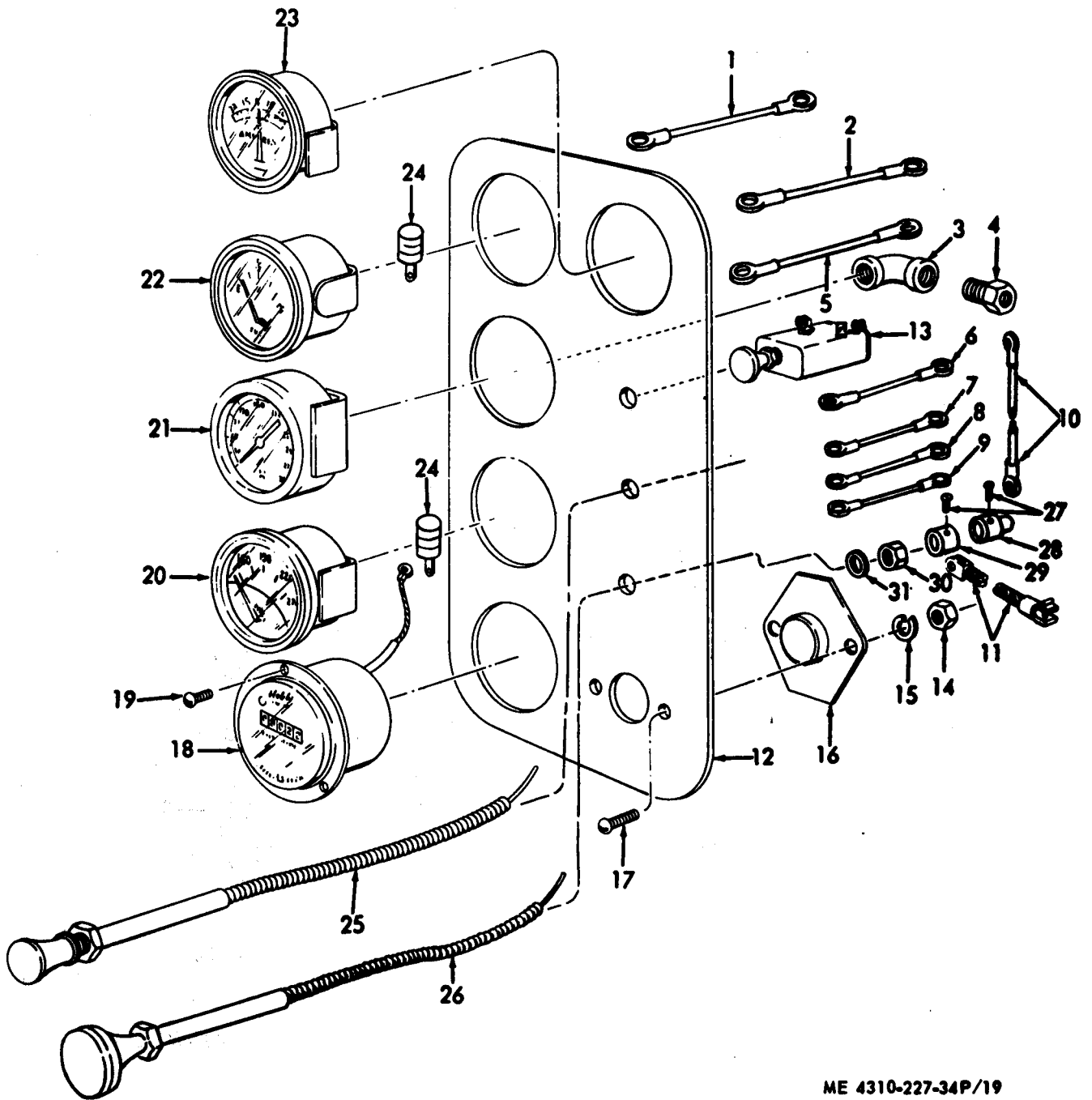
ME 4310-227-34P/17

Figure 17. Starter and Mounting Hardware



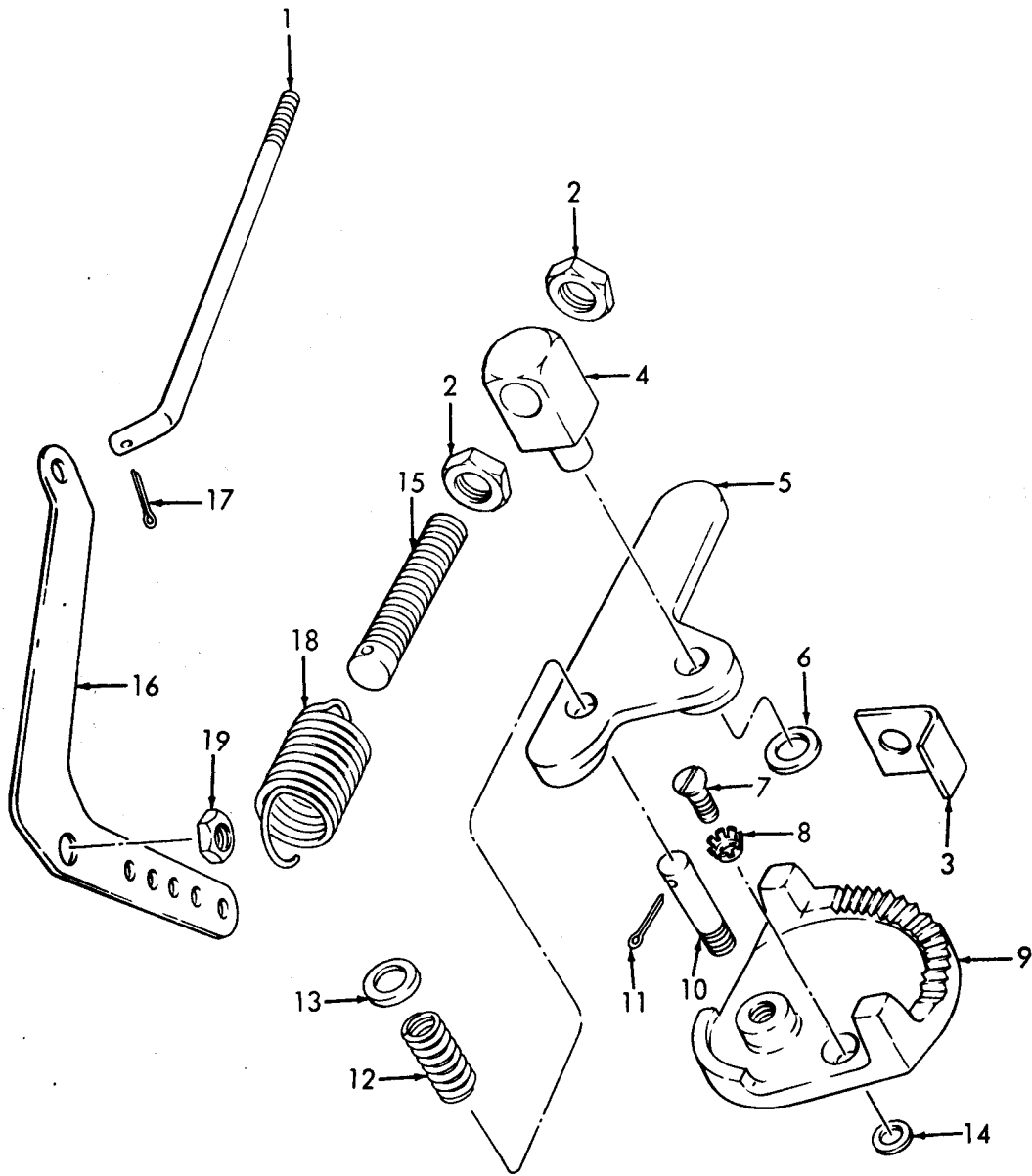
ME 4310-227-34P/18

Figure 18. Starter



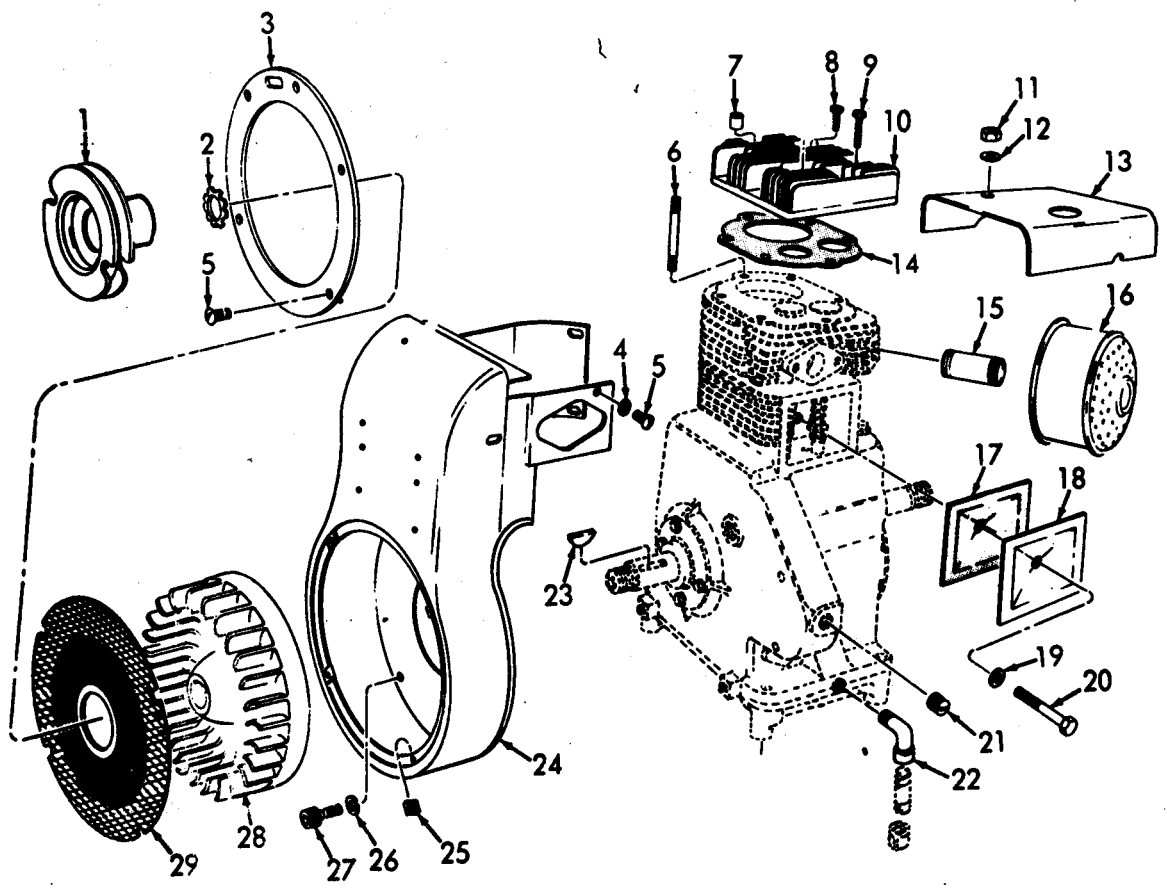
ME 4310-227-34P/19

Figure 19. Control Panel



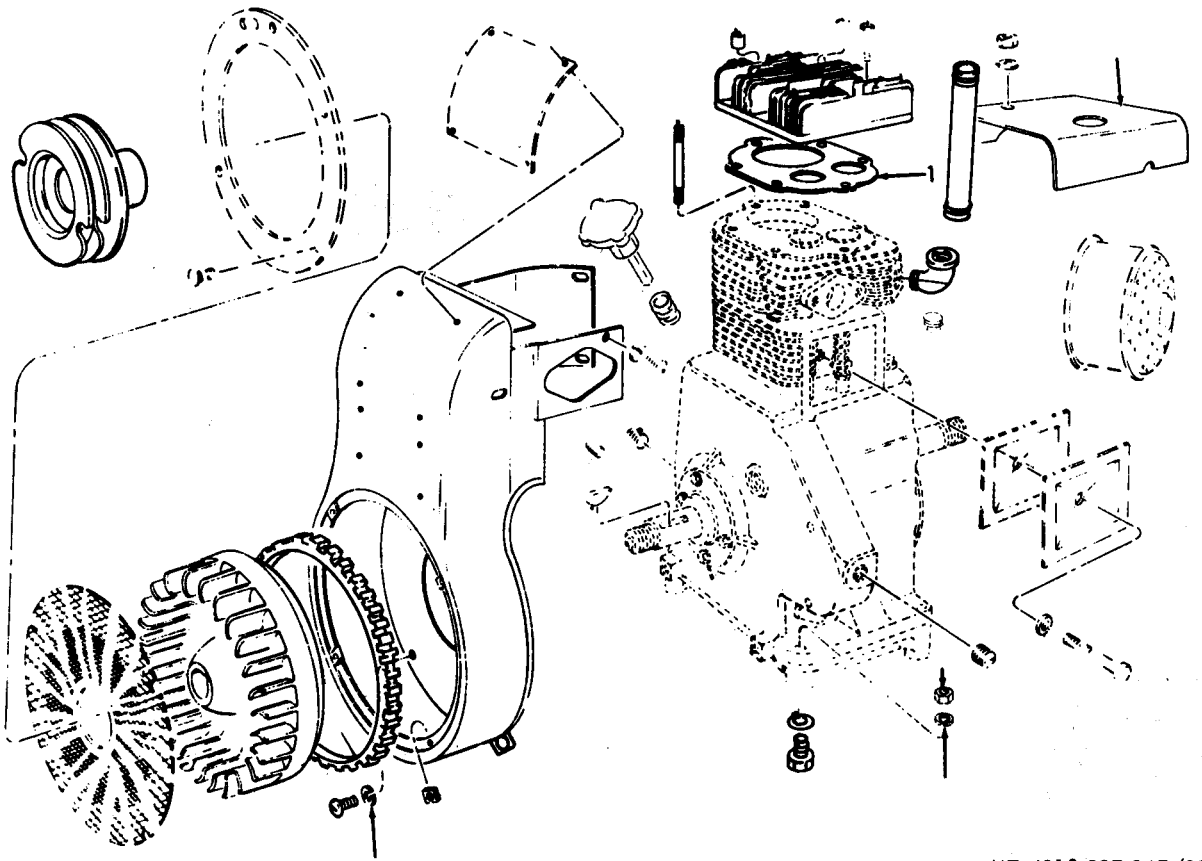
ME 4310-227-34P/20

Figure 20. Throttle Control



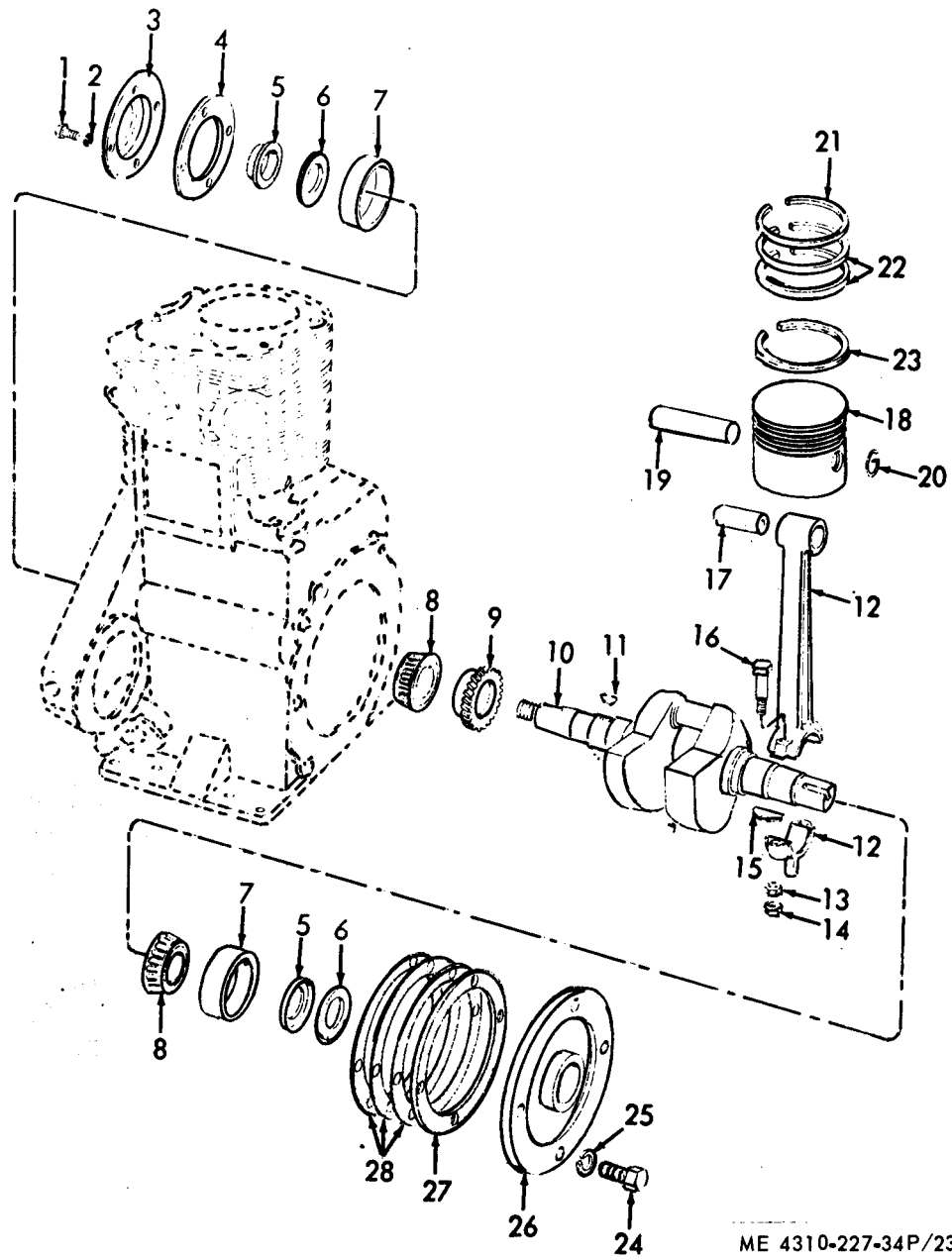
ME 4310-227-34P/21

Figure 21. Cylinder Head Pulley

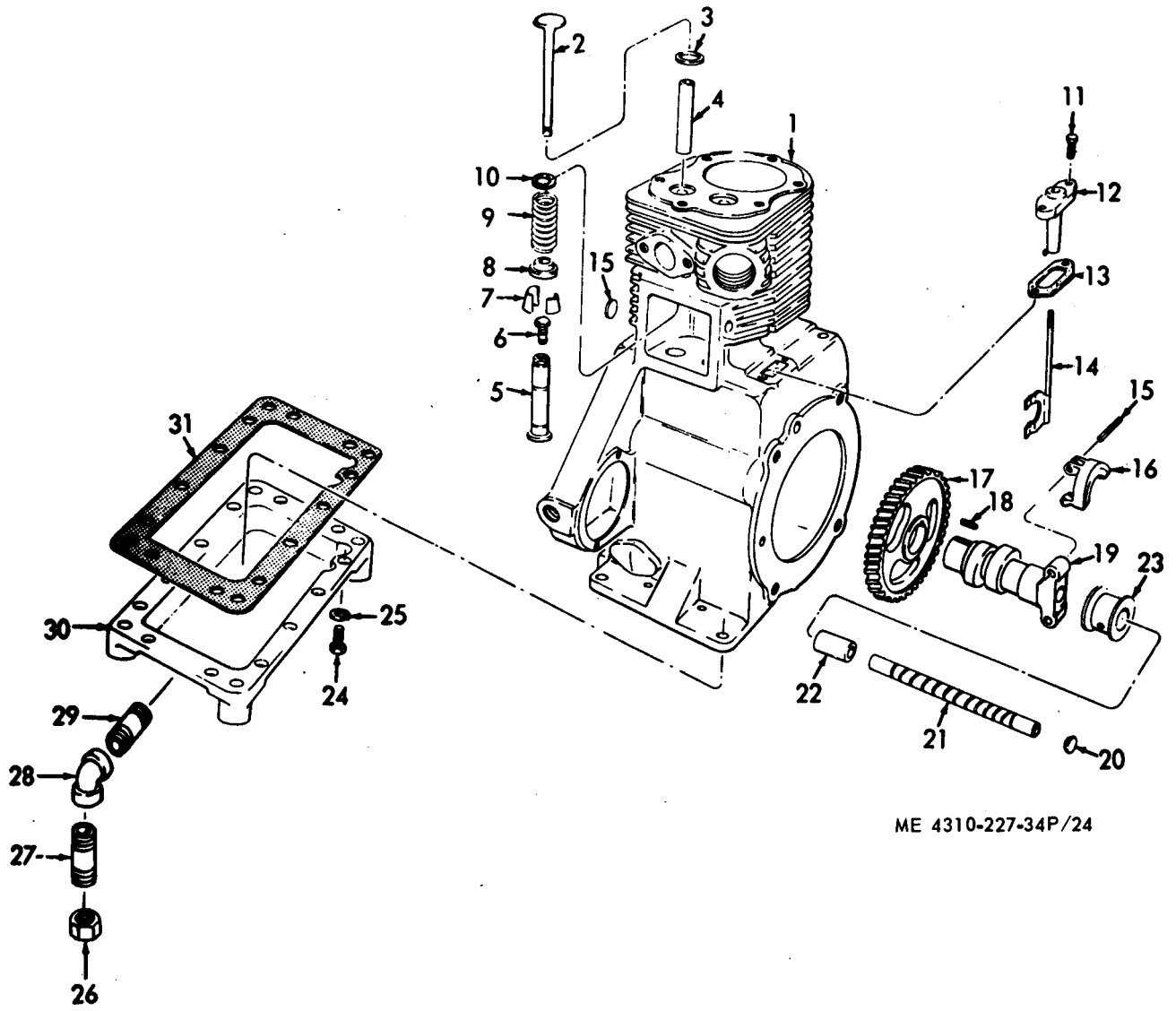


ME 4310-227-34P/22

Figure 22. Pulley, Flywheel and Air Shroud

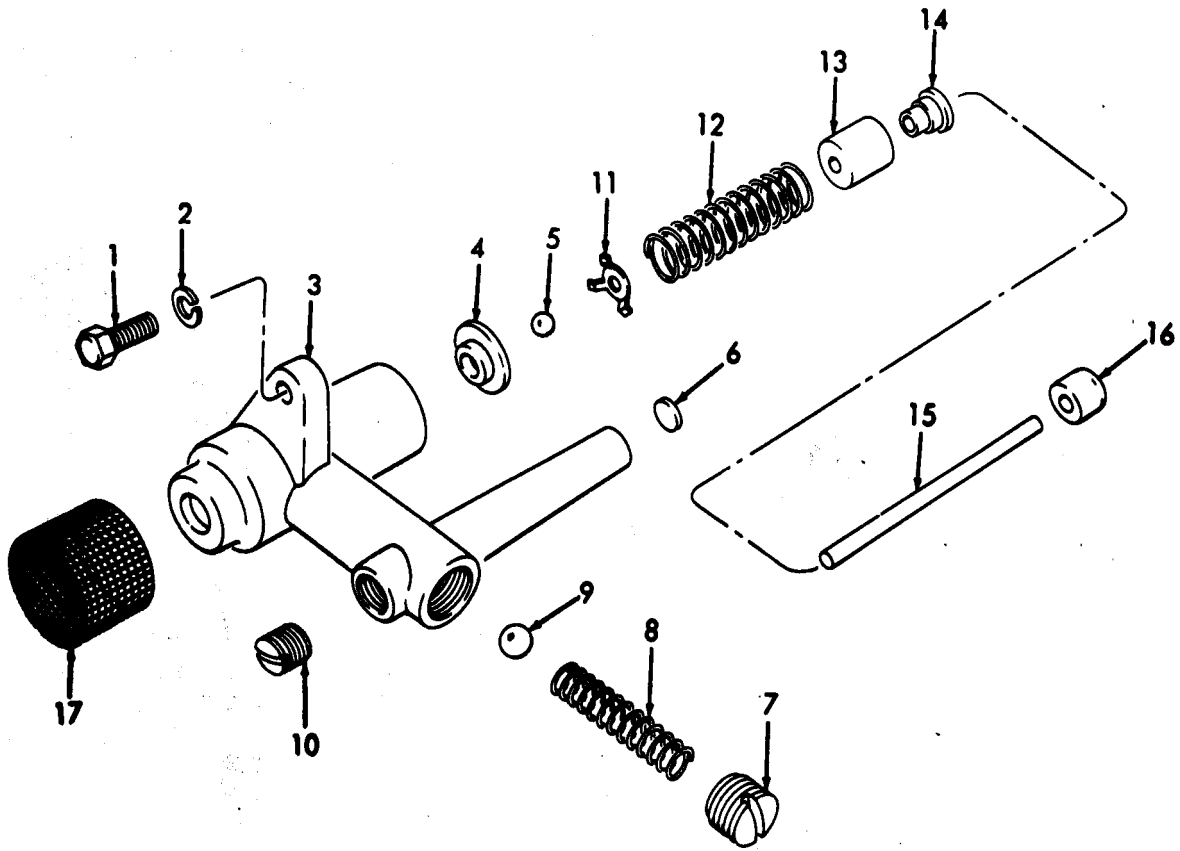


ME 4310-227-34P/23

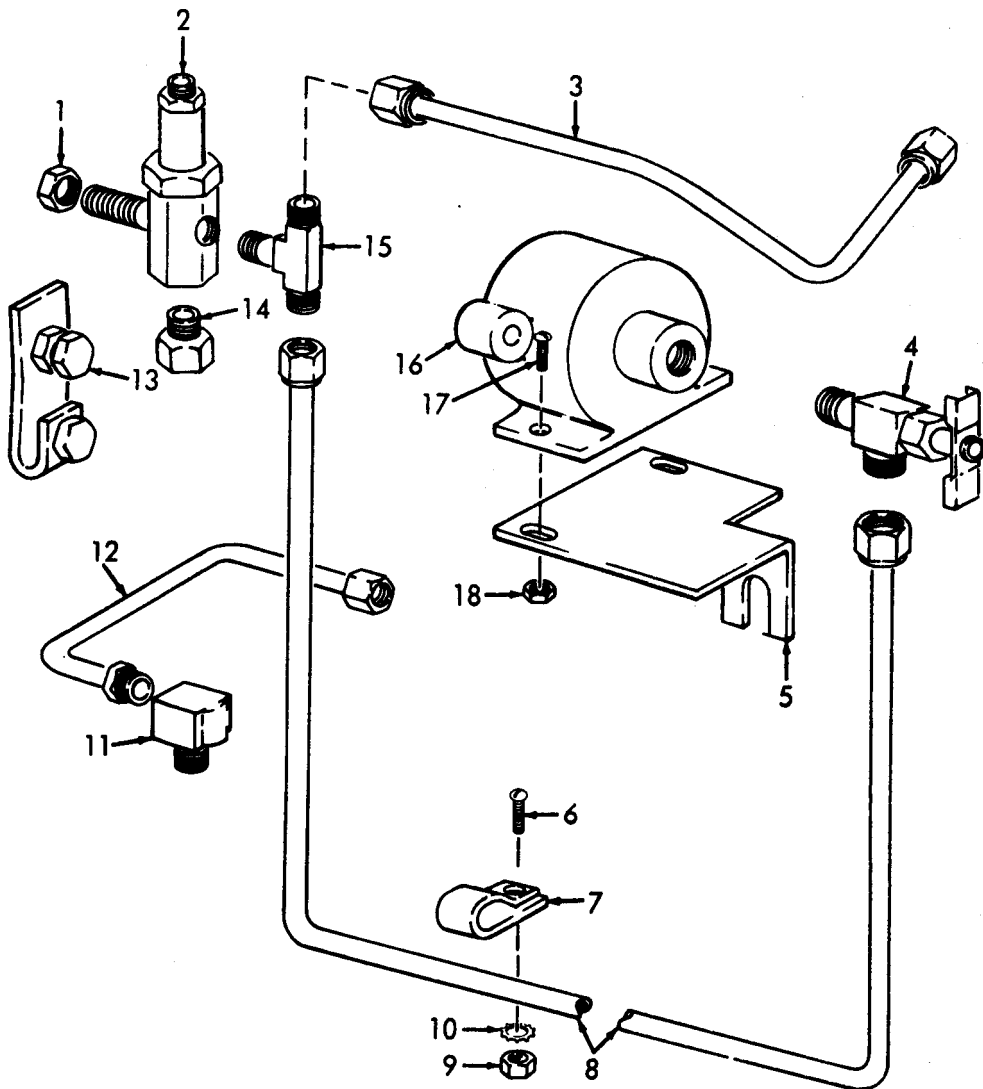


ME 4310-227-34P/24

Figure 24. Crankcase, Camshaft and Valves

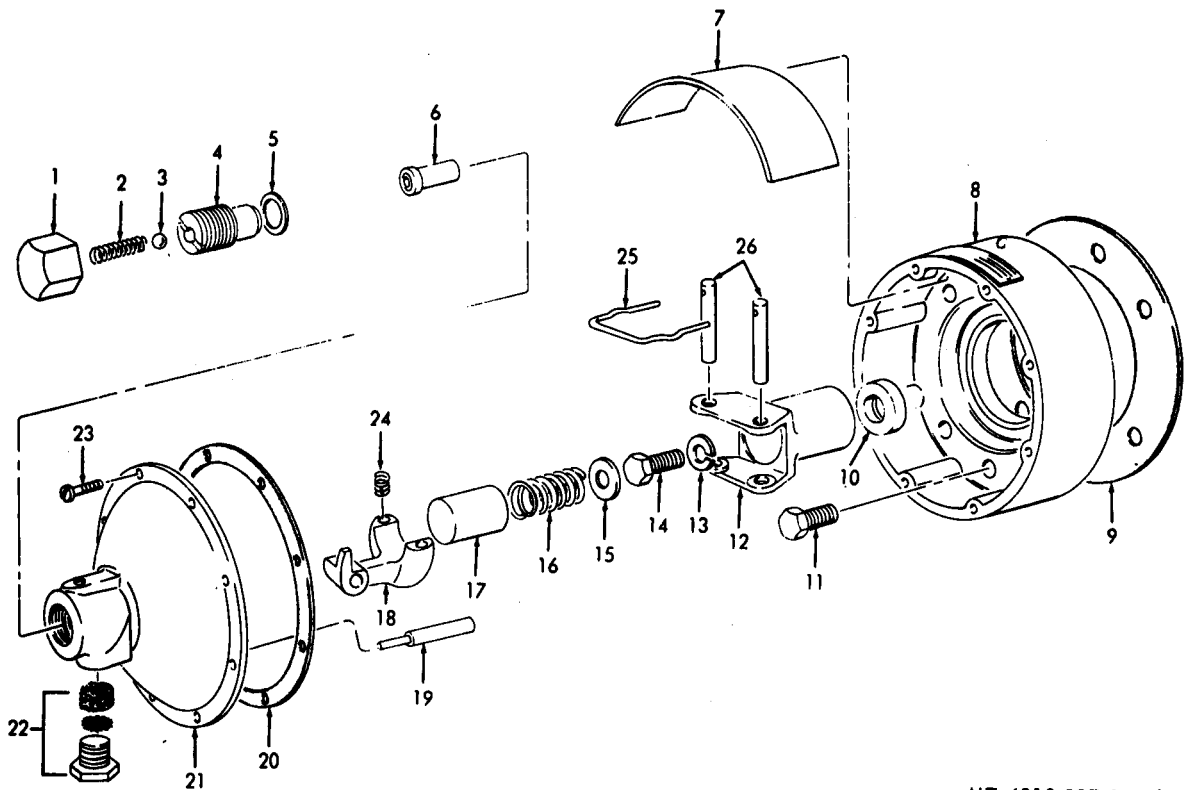


ME 4310-227-34P/25



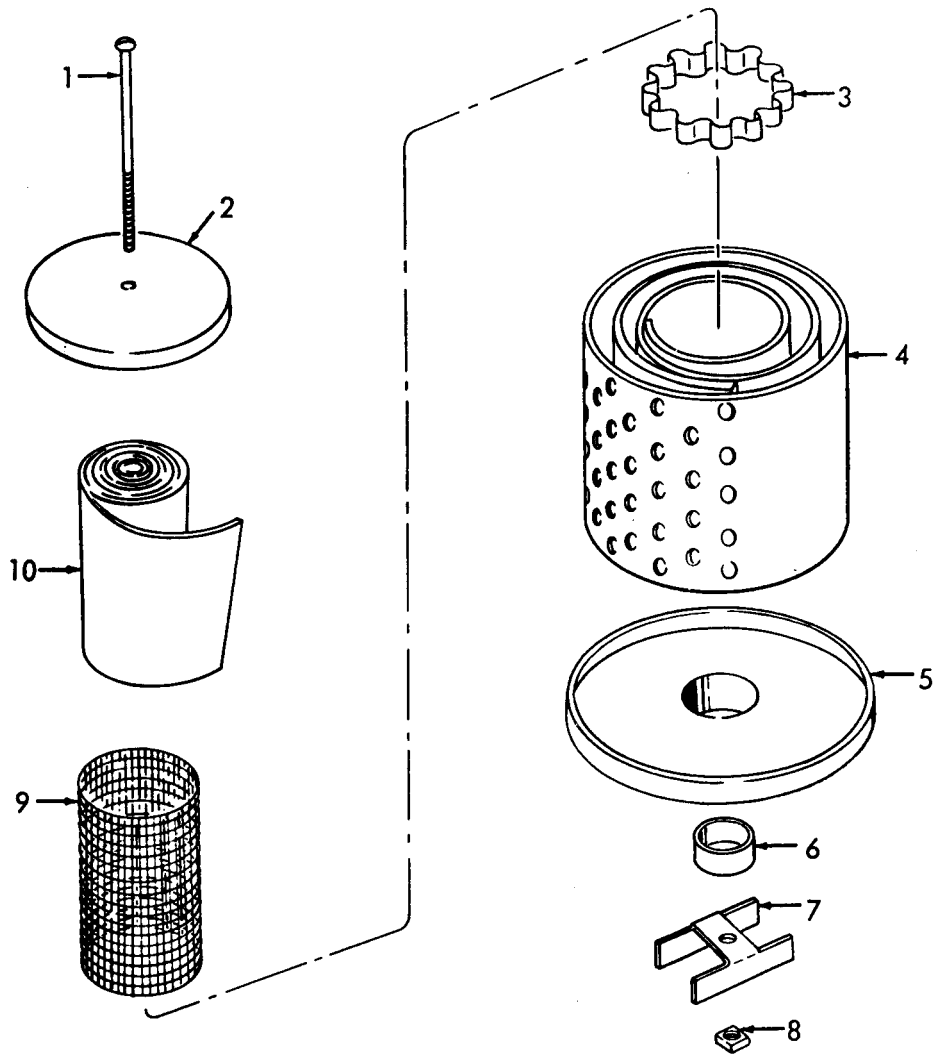
ME 4310-227-34P/26

Figure 26. Idling Device



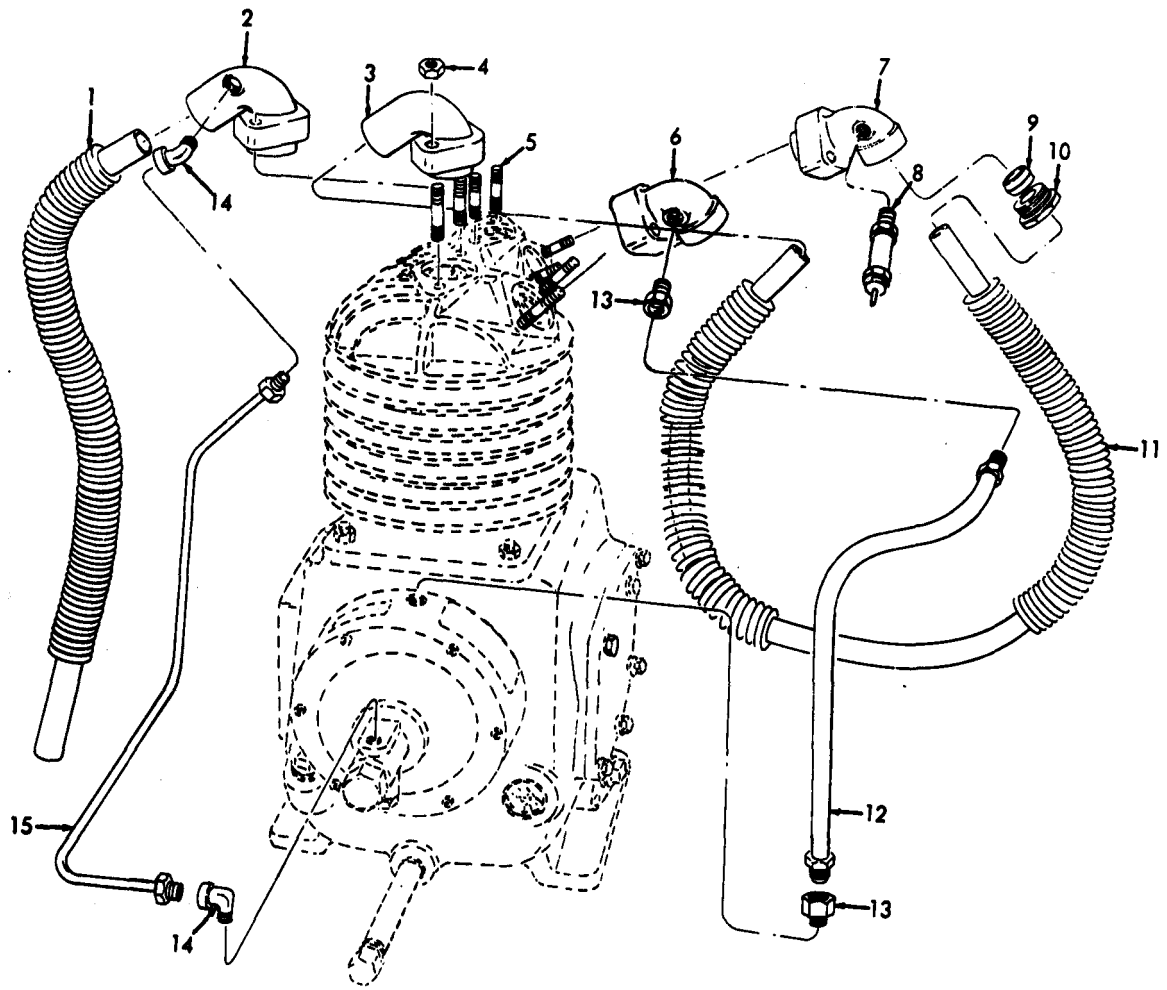
ME 4310-227-34P/27

Figure 27. Governor Body and Spindle



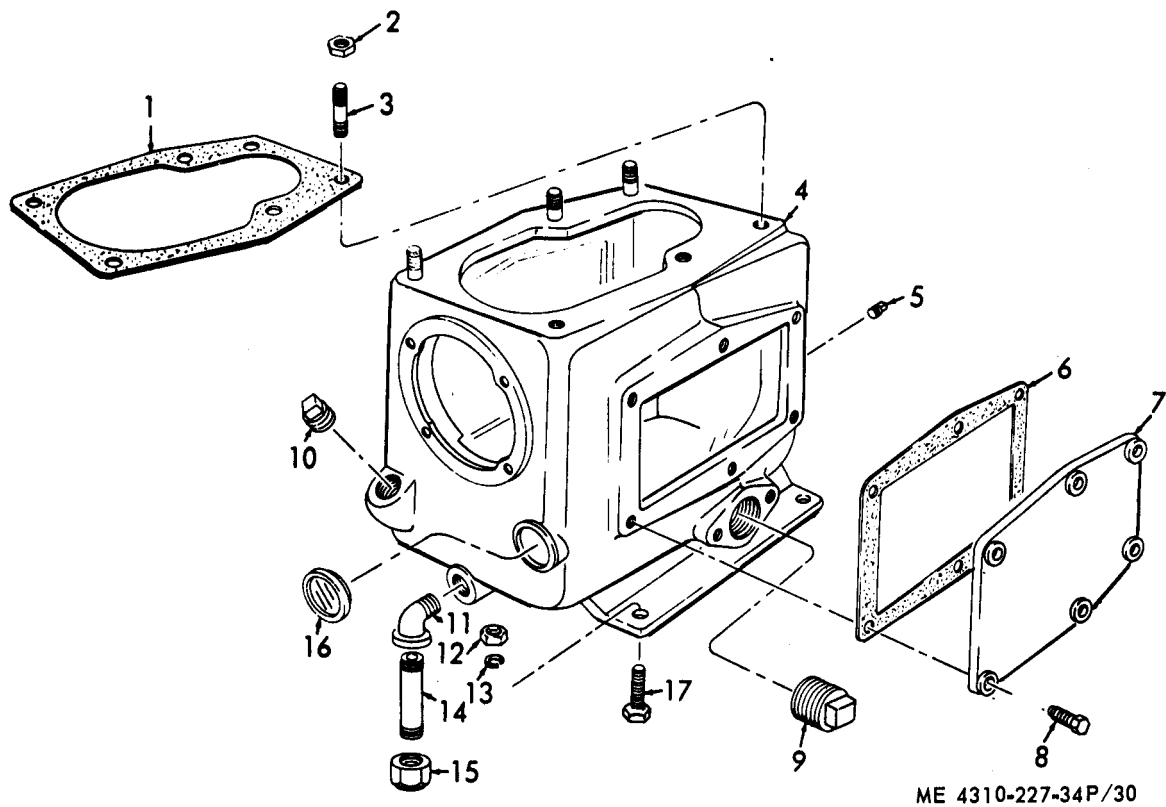
ME 4310-227-34P/28

Figure 28. Muffler Filter



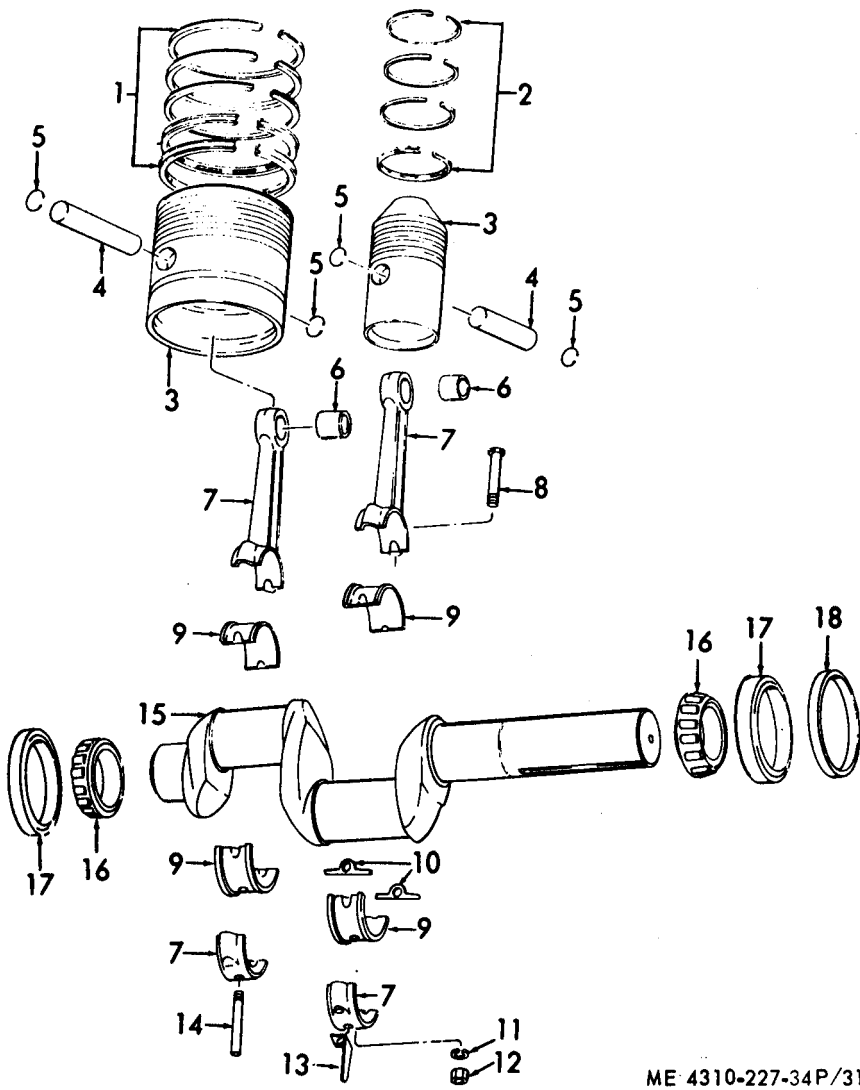
ME 4310-227-34P/29

Figure 29. Manifolds, Tubes and Fittings

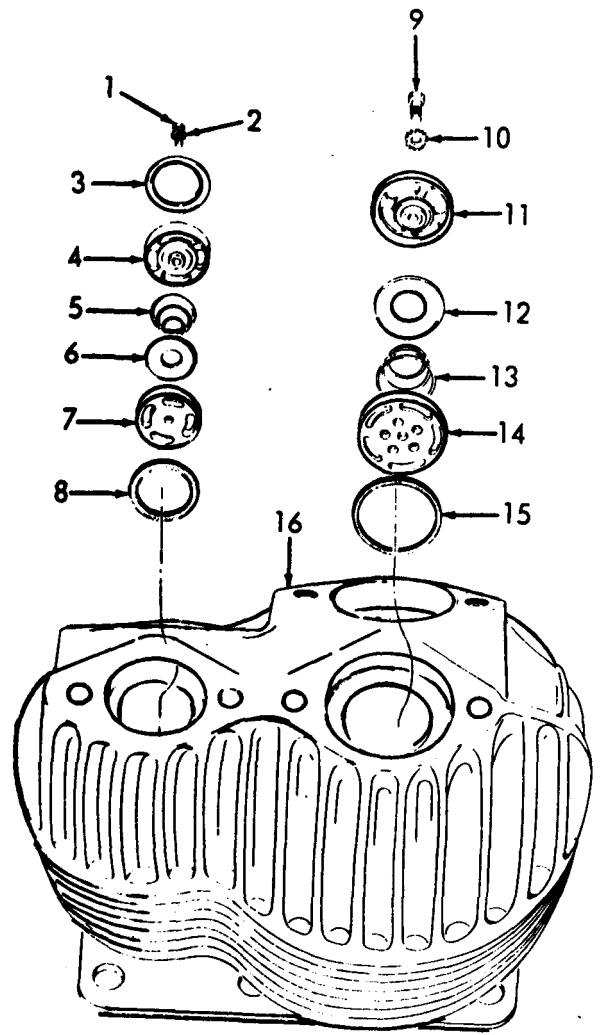


ME 4310-227-34P/30

Figure 30. Compressor Crankcase

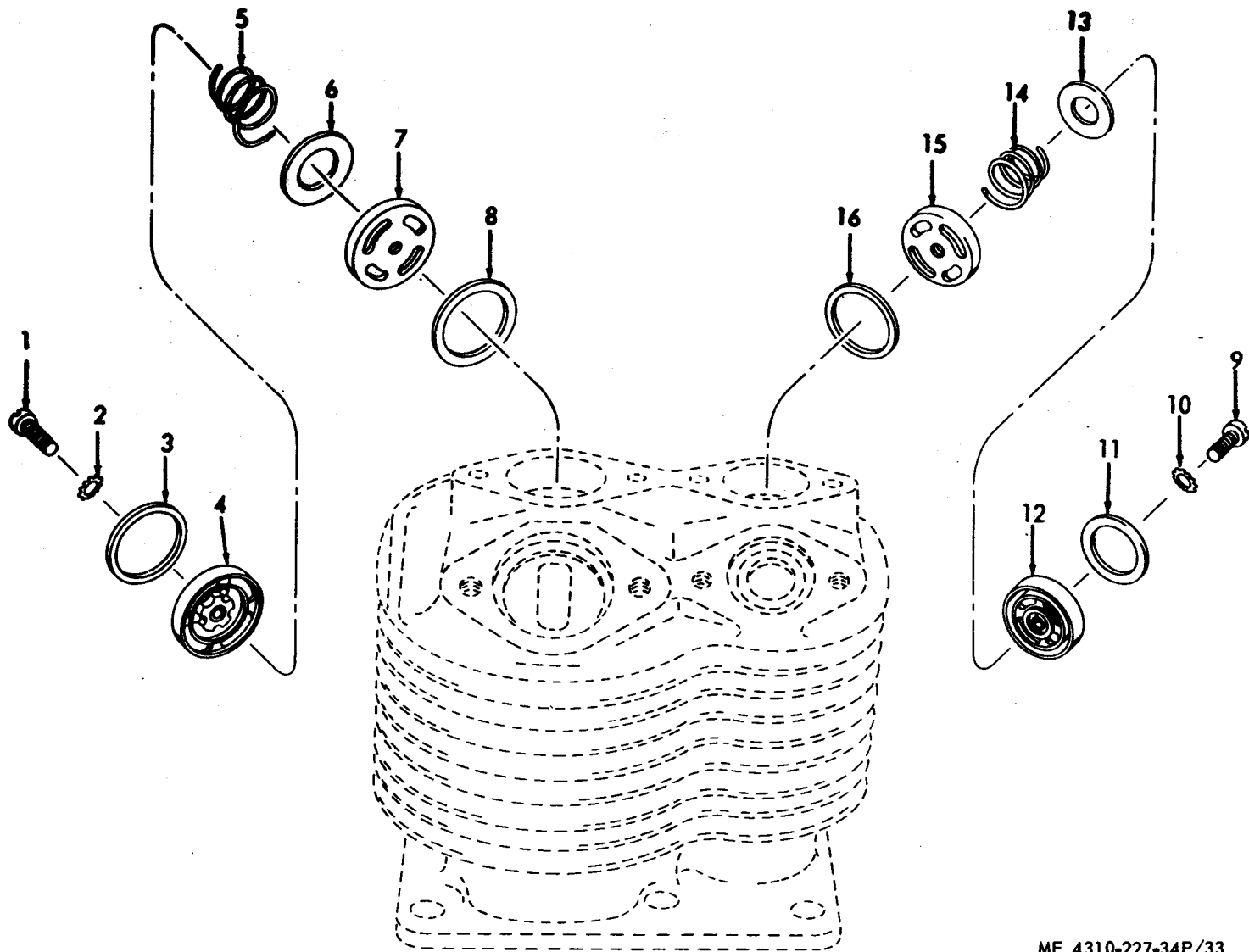


ME 4310-227-34P/31



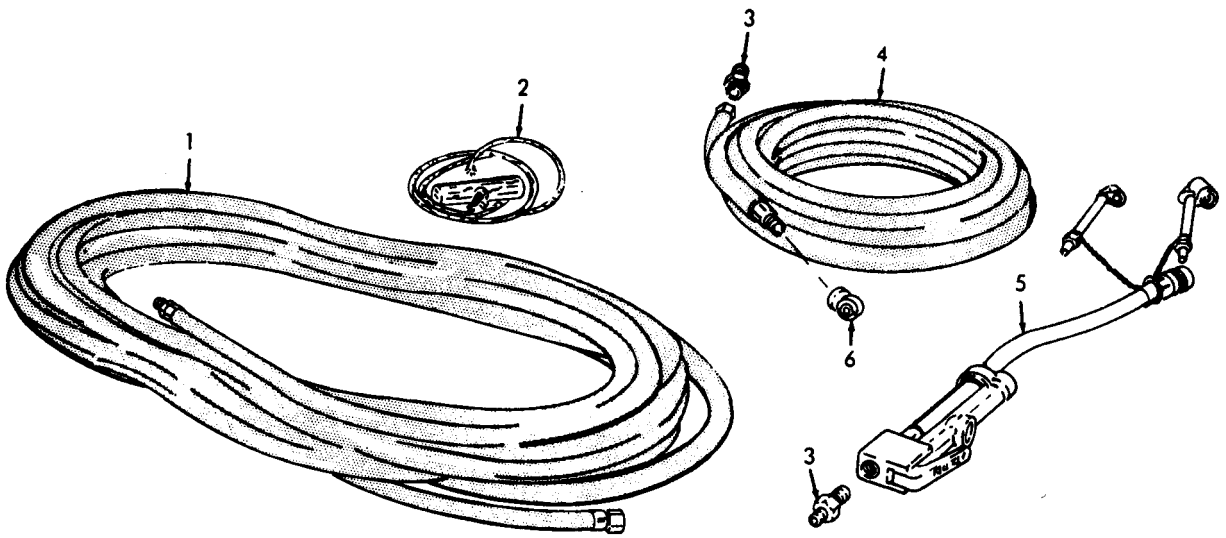
ME 4310-227-34P/32

Figure 32. Outlet Low Pressure and Hi-Pressure Valves



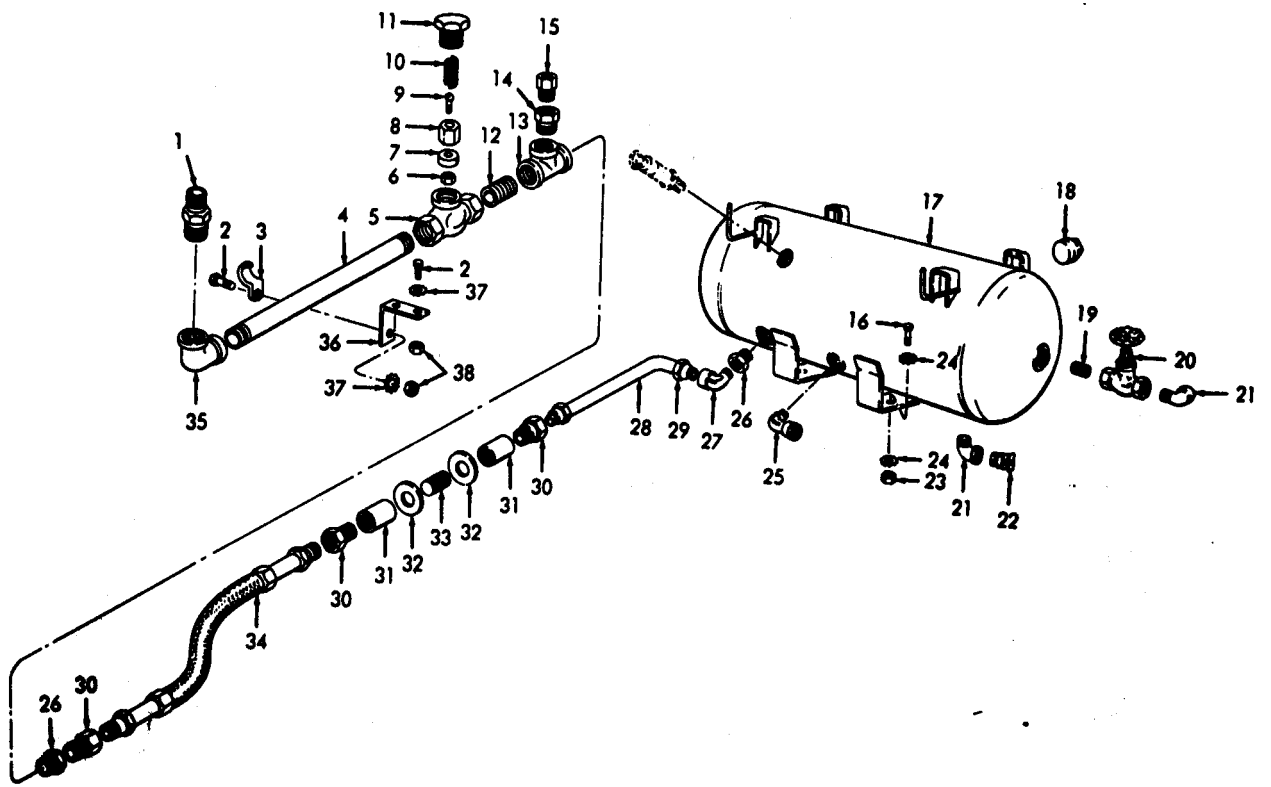
ME 4310-227-34P/33

Figure 33. Inlet Low Pressure and Hi-Pressure Valves



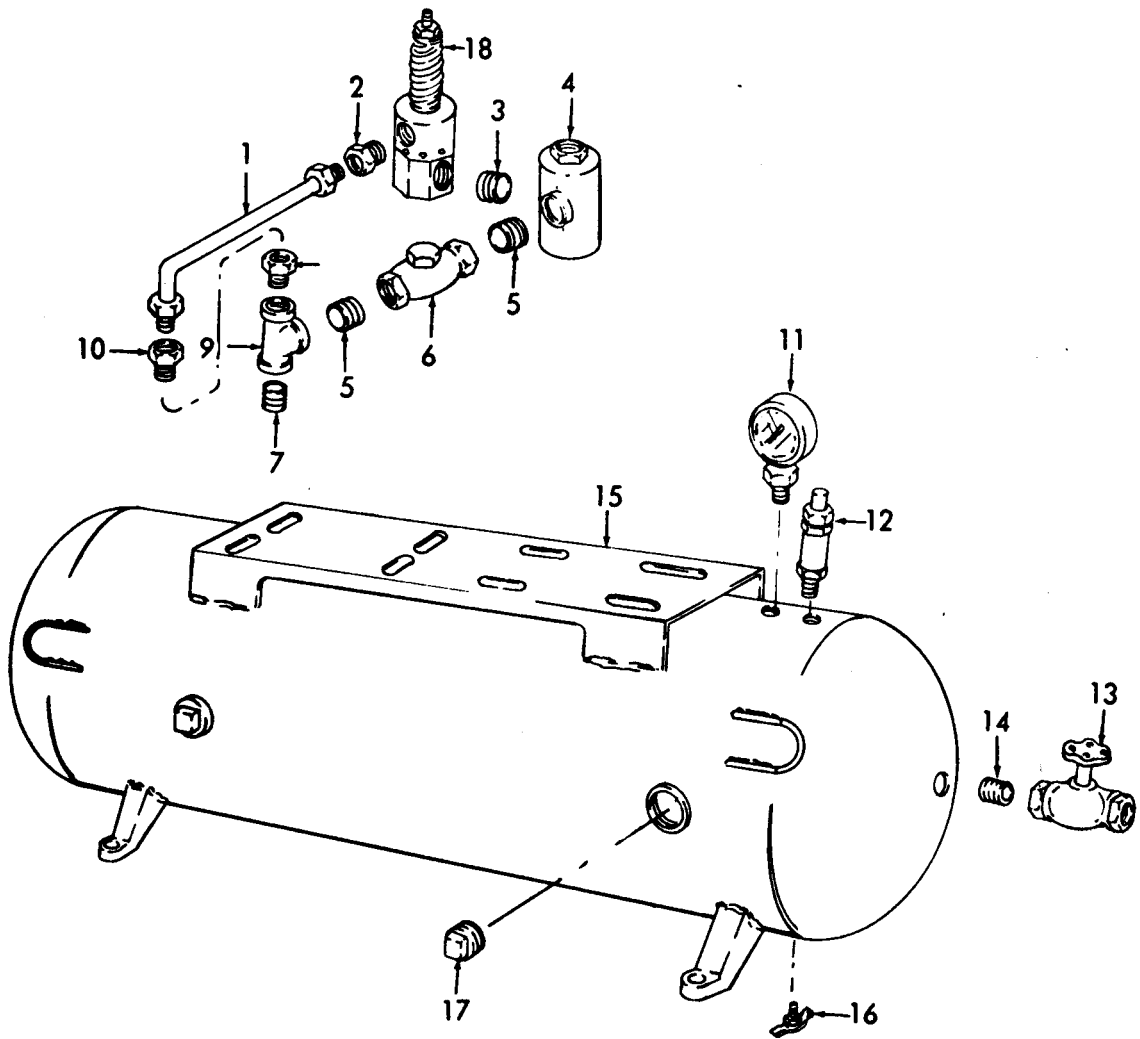
ME 4310-227-34P/34

Figure 34. Hoses and Chucks



ME 4310-227-34P/35

Figure 35. Air Receiver Tank



ME 4310-227-34P/36

Figure 36. Air Receiver Tank

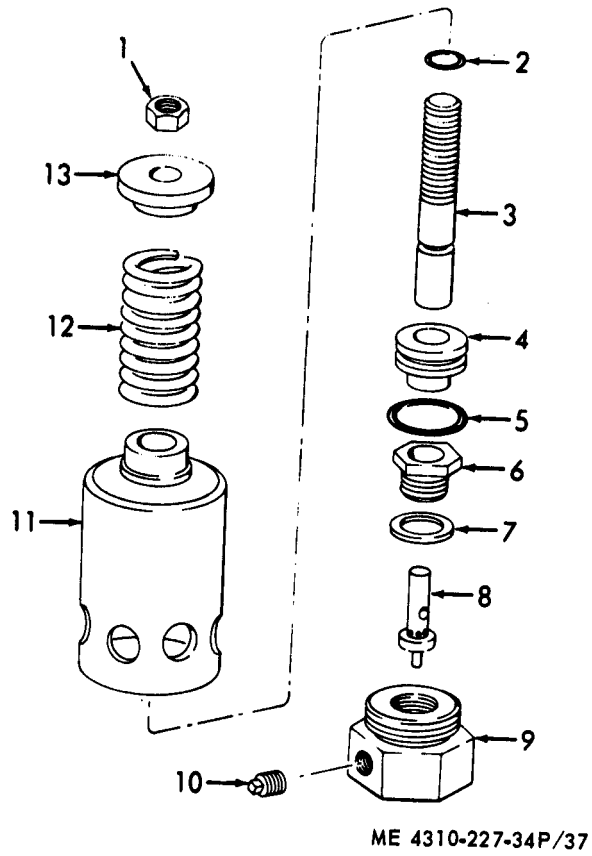
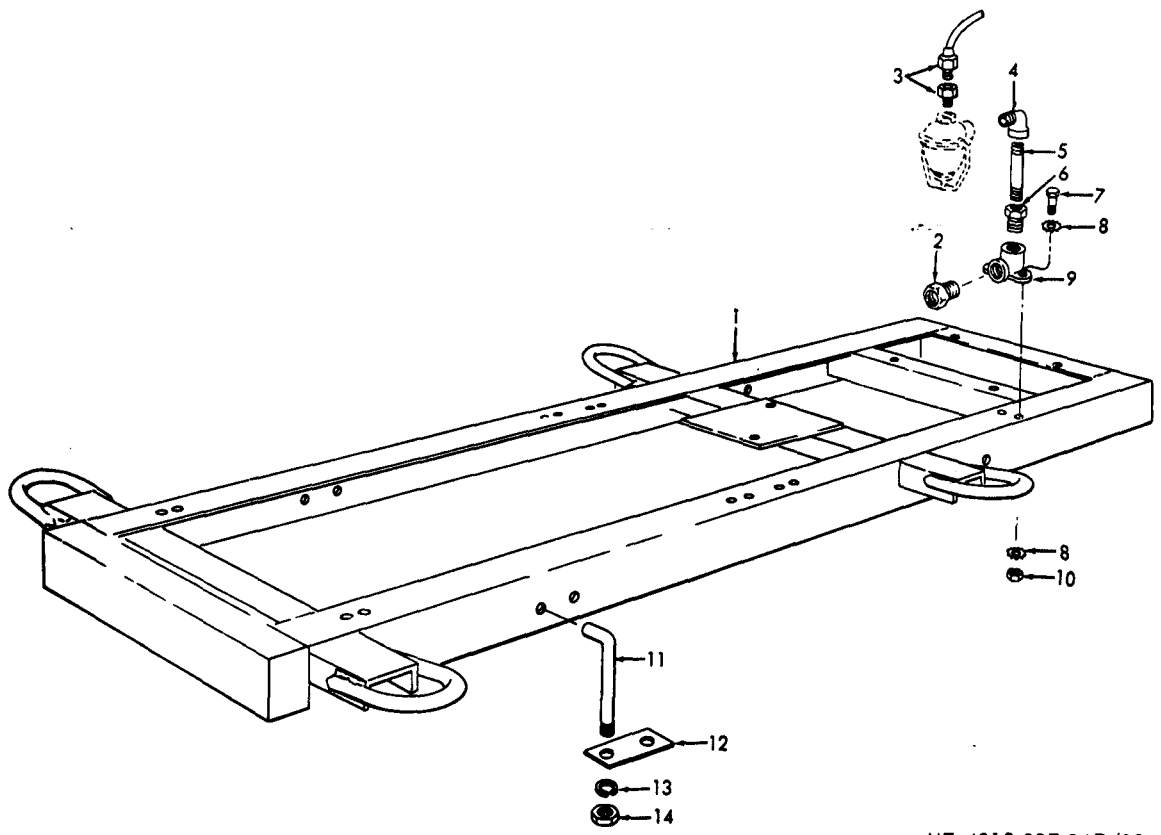
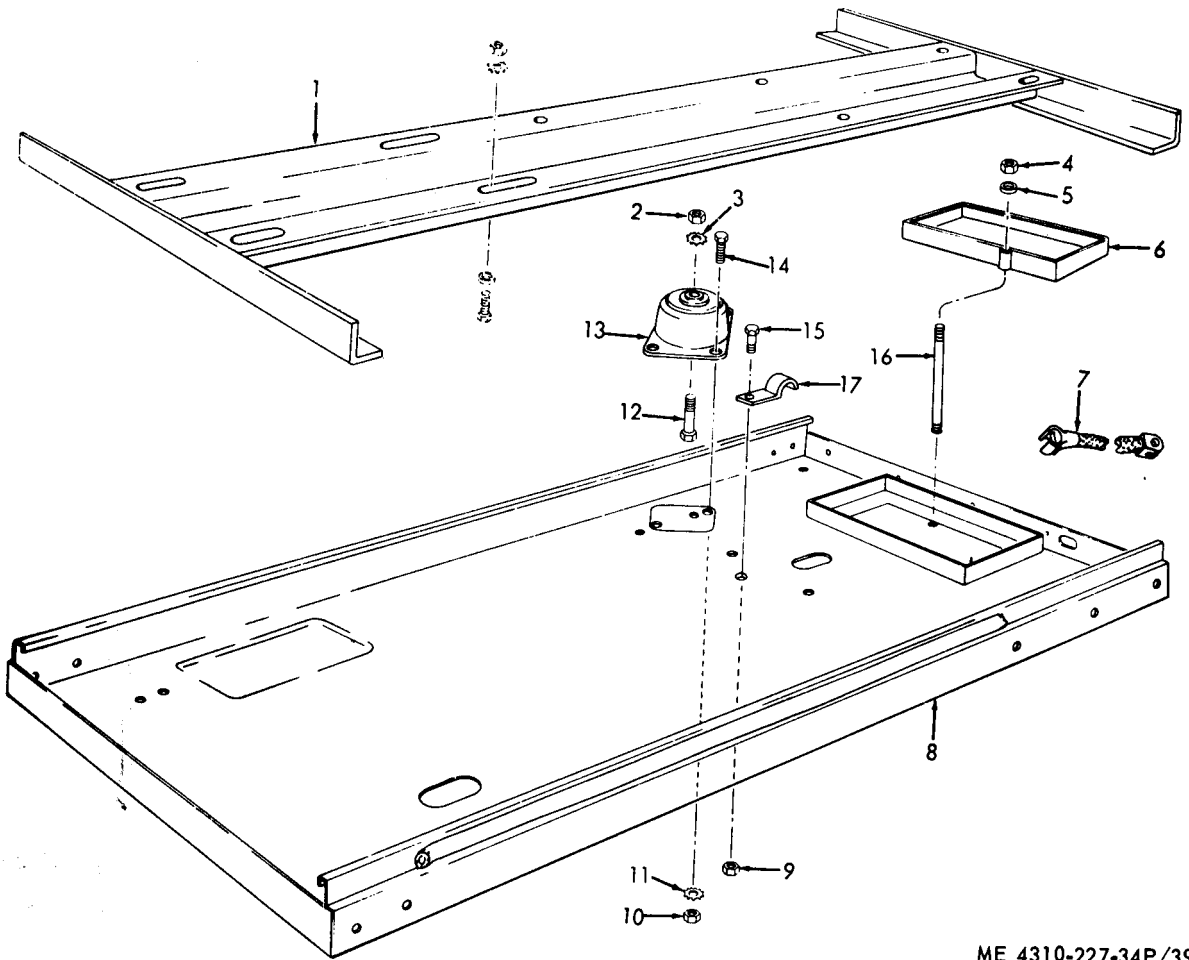


Figure 37. Unloader Valve



ME 4310-227-34P/38

Figure 38. Frame and Fuel Filter Fittings



ME 4310-227-34P/39

Figure 39. Base and Battery Frame

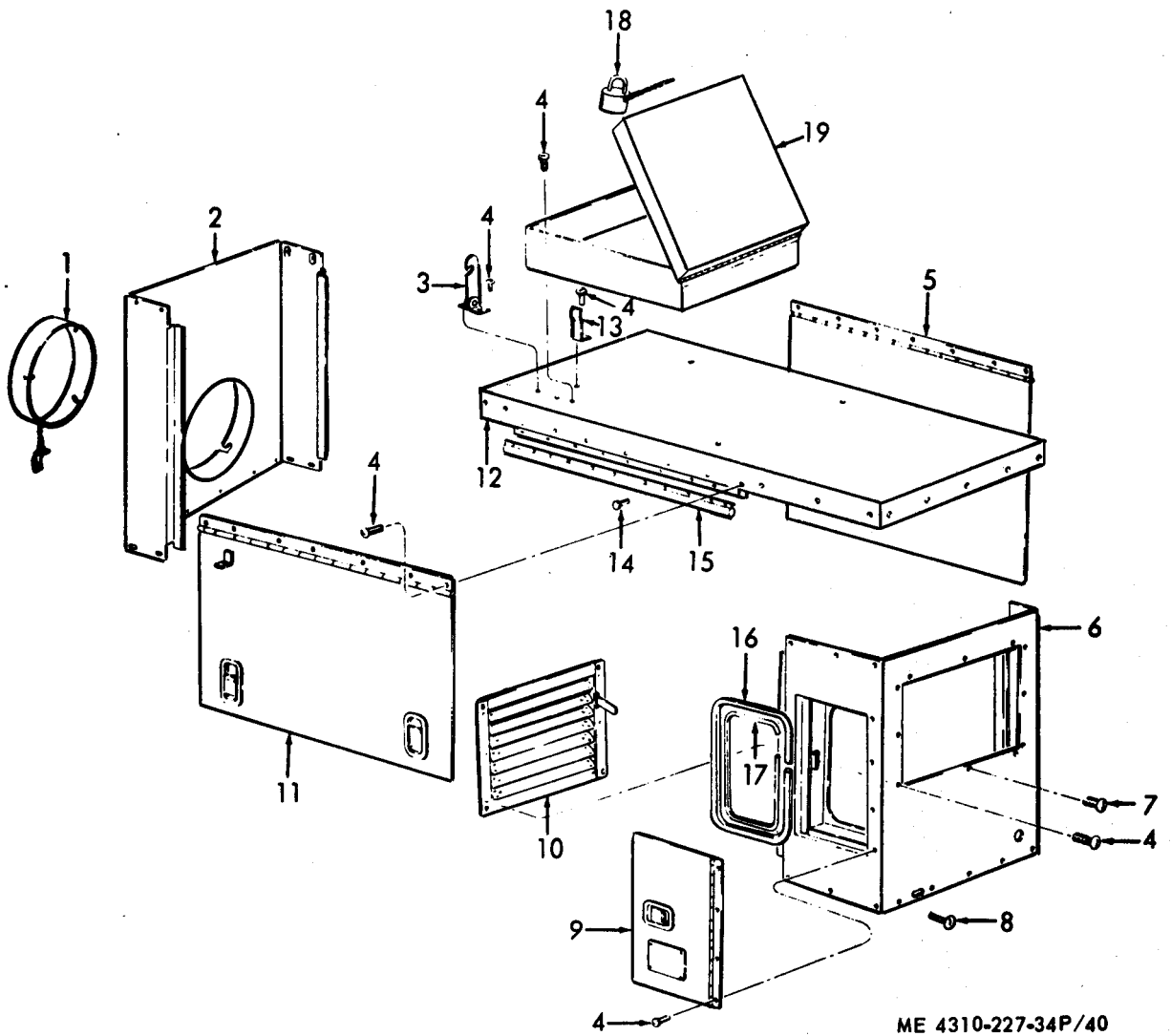


Figure 40. Housing

SECTION IV. INDEX-FEDERAL STOCK NUMBER AND REFERENCE NUMBER
 CROSS-REFERENCE TO FIGURE AND ITEM NUMBER

STOCK NUMBER	FIGURE NO	ITEM NO	STOCK NUMBER	FIGURE NO	ITEM NO
2805-705-7796	21	10	4730-196-1467	36	5
2805-991-3002	15	13	4730-196-1503	24	27
2910-014-6964	2	2	4730-196-1524	21	15
2910-366-6389	3	7	4730-202-6669	35	
2910-374-3562	11	2		36	8
2910-654-3498	11	14	4730-203-0549	35	18
	11	14	4730-221-3902	26	13
2910-705-7814	2	1	4730-228-1619	24	26
	4	4	4730-231-5632	11	12
2910-846-0943	3	1	4730-246-9200	38	9
2910-905-9792	5	1	4730-249-2031	36	9
2910-980-0145	2	6	4730-249-3914	19	3
2910-986-6948	11	14	4730-253-4413	30	11
2910-992-6370	2	3	4730-254-2744	8	5
2910-999-8959	19	22		22	4
2920-064-8834	14	15	4730-257-2119	35	13
2920-064-8835	8	8	4730-263-3124	32	16
2920-065-1925	15	3	4730-266-0532	11	3
2920-444-8605	19	16	4730-273-8561	29	13
2920-858-6236	9		4730-277-7346	26	16
2920-882-2461	15		4730-277-8837	35	25
2920-893-6031	9		4730-278-3721	3	6
2920-979-8779	19	13	4730-278-3759	35	33
2920-989-6242	16		4730-278-4323	11	3
2920-991-3000	13		4730-287-1537	29	
2920-991-3003	16		4730-287-1766	29	14
2920-992-6372	14	12	4730-288-9930	2	20
2920-994-3049	17	12		19	4
2990-064-8833	26			26	15
2990-619-6556	34	2		36	2
2990-677-2375	21	16	4730-366-6256	21	21
2990-874-3232	20		4730-424-5884	36	10
2990-903-3864	7	6	4730-433-0747	11	9
2990-960-2764	8	4	4730-677-3738	35	29
2990-980-0141	35	34	4730-719-2701	35	19
3030-822-2411	13	12	4730-810-3106	35	1
3030-854-7351	1	8	4730-843-4740	38	2
4310-064-8823	26	2	4730-850-7971	29	10
4310-065-0337	35	34	4730-851-6259	29	9
4310-065-0338	29		4730-902-8990	6	
	29		5305-036-1317	19	19
4310-065-0339	29		5305-052-8231	14	14
4310-065-0388	29		5305-068-0500	6	12
4310-631-3396	32		5305-068-0502	1	4
4310-631-3397	33		5305-068-0509	6	10
4310-631-3398	32		5305-071-2239	14	1
4310-631-3399	33		5305-206-1065	11	
4310-870-9550	37	7	5305-206-1071	9	4
4310-873-1767	34	4	5305-206-2219	35	9
4310-874-3179	34	1	5305-206-8302	15	1
4710-162-0989	35		5305-207-9138	9	3
	35		5305-208-8860	6	10
4710-277-5525	3		5305-225-1499	22	9
	11		5305-225-3839	1	13
	38			11	8
4710-277-5527	6		5305-225-3840	39	1
4710-278-6211	35		5305-225-8499	1	18
4710-278-6398	19			16	15
	29		5305-269-3211	3	12
	36			15	4
	36			27	11
	36		5305-269-3213	21	8
4710-279-0955	29			30	17
4720-838-3595	11		5305-290-3051	35	9
	38		5305-558-3012	38	7
4730-011-4627	36		5305-596-7691	33	10
4730-011-6452	3		5305-710-4192	27	14
4730-011-8537	11		5305-724-5896	1	
4730-013-7409	35	30	5305-958-5245	7	1
4730-014-6797	34	3		20	7
4730-045-9769	25		5305-958-5246	19	17
4730-132-0358	25		5305-984-6212	26	17
4730-142-1593	11		5305-988-1721	21	5
	26		5305-988-1723	15	12
	29			40	8
4730-187-4200	2	5	5305-988-1724	14	11
4730-188-1877	36	7	5305-988-1729	3	8
4730-192-9452	36	7	5305-990-6444	32	1
	36	14		32	9
4730-193-0869	36			33	9
4730-193-7078	21	22	5306-068-4137	6	4
	24	28	5306-207-6474	13	9

SECTION IV. INDEX-FEDERAL STOCK NUMBER AND REFERENCE NUMBER
 CROSS-REFERENCE TO FIGURE AND ITEM NUMBER

STOCK NUMBER	FIGURE NO	ITEM NO	STOCK NUMBER	FIGURE NO	ITEM NO
5306-207-6474	16	20	5310-880-7744	16	18
5306-207-9152	6	12	5310-889-2528	6	13
5306-207-9160	17	3		14	2
5306-298-4781	17	8	5310-951-7209	11	
5306-299-2393	11	17	5310-982-4137	28	8
5307-275-3755	21	6	5315-065-6797	1	21
5307-275-3759	6	6	5315-265-9197	20	10
5307-850-0308	29	5	5315-616-5512	21	23
5310-010-2364	22	6	5315-839-2325	20	11
5310-011-4378	3	11	5315-846-4881	27	26
	6	15	5320-960-2778	40	14
	15	47	5330-245-5460	6	5
	39	4	5330-253-2469	6	3
5310-012-3221	17	1	5330-298-5674	2	
5310-017-8556	15	5		4	
5310-081-4219	1	16	5330-841-2729	20	14
	22	8	5580-980-0119	19	21
	39	5	5905-065-1933	19	24
5310-167-0721	9	2	5910-668-6227	14	3
5310-167-0835	1	12	5910-713-9043	14	3
5310-188-7848	9	1	5930-274-5124	19	16
	13	11	5930-797-9462	10	15
5310-194-0021	3	13	6140-057-2553	8	
5310-194-9211	20	8	6140-979-8805	19	11
	20	8	6140-980-0157	39	7
5310-198-9348	20	6	6145-164-7023	10	
5310-209-0786	1	11	6145-164-7033	14	
	1	11		14	
	1	15		19	
	14	2		19	
	33	2	6145-350-1915	14	
	38	8	6620-980-0160	19	20
5310-209-0965	27	13	6645-557-0159	19	18
5310-261-7341	15	48	6645-836-1985	19	18
5310-265-9215	29	4	6685-264-3961	36	11
5310-266-0385	1	10	6685-514-3709	36	11
5310-285-2191	21	11	6810-551-5231	8	
5310-318-3257	1	16	9515-542-2482	16	
5310-366-6163	6	1			
5310-407-9566	21	26			
5310-427-5458	20	2			
5310-514-6674	1	15			
	16	16			
	22	7			
5310-576-1783	6	15			
5310-582-2965	3	10			
5310-582-5965	6	13			
	11	7			
	14	5			
	15	2			
	19				
	19	15			
	21	4			
5310-582-5977	30				
5310-584-5005	19	14			
	39	9			
5310-596-4908	16	4			
5310-596-4911	15	11			
5310-596-7691	13	27			
	32	2			
	32	10			
5310-596-7693	4	13			
5310-637-1058	20	2			
5310-637-9541	30	13			
5310-723-4458	1	10			
	4	8			
	14	6			
	38	10			
5310-728-2044	13	31			
5310-732-0559	1	3			
5310-768-0318	38	14			
5310-792-1797	21	12			
5310-802-4701	27	15			
5310-809-4058	1	12			
	20	13			
	20	13			
5310-809-8544	20	6			
5310-814-5973	3	3			
5310-880-7744	1	14			
	1	14			
	1	14			
	15	10			

SECTION IV. INDEX-FEDERAL STOCK NUMBER AND REFERENCE NUMBER
 CROSS-REFERENCE TO FIGURE AND ITEM NUMBER

REFERENCE NO	MFR CODE	FIG NO	ITEM NO	REFERENCE NO	MFR CODE	FIG NO	ITEM NO
				MS35335-19	96906	14	2
					96906		
AB101-5S1	66289	21	10	MS35338-10	96906	38	
A195	82796	9		MS35338-6	96906	14	5
A2437A	82796	9	24		96906	19	
A2492A	82796	9	15	MS35338-8	96906	30	13
A2492C	82796	9	17	MS35338-9	96906	27	13
A5950A	82796	9	29	MS35690-505	96906	1	14
A7419	78940	6	5		96906	1	14
BH173A	66289	17	2	MS39230-3	96906	30	11
BK85C	66289	3	14	MS39230-6	96906	8	5
B1-295	66289	13	2		96906	22	4
B1-313	66289	14	7	MS51065-28	96906	13	12
B1-347-2	66289	16	3	MS51086-1	96906	5	1
B1291-6	66289	6	11	MS51096-4	96906	5	2
B1368	66289	15	6	MU54	19728	18	22
B1498B	82796	9	22	MZ19C	19728	18	24
B1498D	82796	9	32	MZ24U	19728	18	15
85969	82796	9	27	M1962-1	74400	19	18
C142-68	79960	11	15	M27	11568	29	
C177-3	91340	27	11		87005	38	
C2723	82796	9	31	M30	11568	28	5
D301HE9-12V	57733	19	22	M31A	11568	28	2
D311RE9	57733	19	20	M32A	11568	28	6
D3858	57733	2	6	M428	11568	1	1
FIG112-200	75336	36	12	M428-1	11568	1	17
FMXDE1R7U2	82796	9			11568	1	17
GD122A	66289	9	9	M428-3	11568	1	2
GJG2012AS	19728	13	20	M432	84513	29	
	19728	15	14	M441	11568	36	
GJG37	19728	13	17	M449A	11568	35	5
	19728	15	29	M449B	11568	35	5
GJG4007T	19728	13		M450A	11568	35	11
GKP5001	19728	15		M451	11568	35	
G1506	94894	34	5	M453A	11568	35	10
G3861	82796	9	16	M454	11568	35	8
HF445	66289	22	2	M458	87764	22	9
HF463A	66289	17	10		87764	30	8
	66289	17	11	M460	11568	30	14
HF569	66289	21	7	M461	86285	30	15
HHC576CLASS3	81348	2		M463	11568	26	1
	81348	4		M484	11568	29	
H110P	11568	27	24	M508	11568	26	15
H118X1-4X1-8K	71176	1	6	M513	87005	29	
H118X1-4X1-8KS	71176	1	6		87005	36	
H1199	19728	15	34	M519C	11568	36	11
H122	11568	27	5	M522	91895	35	20
H41P	11568	35	7	M523	91895	36	13
KIT19728-57	81336	16		M535	87005	26	16
K2498	82796	9	21	M54B	11568	28	4
LC269A	66289	11	6	M542A	11568	36	1
LJ158	66289	21	15	M545	11568	26	
LJ310	66289	22	14		11568	26	
LJ66	66289	22	14		87005	19	
LL2-40	11568	34	3	M546	11568	26	
LP42B	66289	11	2		11568	26	
L635	66289	11	14	M547	11568	26	4
MAD110	19728	18	19	M569	48816	36	17
MBP1034AS	19728	18	18	M570	11568	4	10
MBP4016T	19728	17	12	M580	11568	26	10
MBW2012CS	19728	18	14	M62	11568	28	3
MDH42	19728	16	14	M629	11568	36	16
MDW4002T	19728	16		M633	11568	28	9
MD370-1	66289	13	14	M636	11568	28	1
MD397	66289	15	46	M640	11568	14	15
MG77A	19728	18	7	M661	11568	26	14
MH168A	66289	15	13	M686	11568	22	
MILW76	81349	10			11568	26	7
	81349	14		M687	11568	4	14
	81349	19		M700	11568	26	3
MPB22	19728	18	10		11568	26	3
MPD9484-59-14	91340	30	9	M701	11568	26	
	91340	30	10	M703	11568	26	
MSS4710-1A	08288	29		M711	11568	26	5
MSS5310-30	08288	20	13	M712	11568	26	
MSS5310-35	08288	11		M721	11568	1	6
MSS5310-62	08288	20	8	M722	11568	1	5
MS35223-80	96906	14	11	M723	11568	26	
MS35292-87	96906	27	14	M725	11568	23	
MS35295-12	96906	14	1	M726	11568	26	
MS35295-34	96906	16	15	M727	11568	26	
MS35295-6	96906	1	4	M728	11568	4	1

SECTION IV. INDEX-FEDERAL STOCK NUMBER AND REFERENCE NUMBER
 CROSS-REFERENCE TO FIGURE AND ITEM NUMBER

REFERENCE NO	MFR CODE	FIG NO	ITEM NO	REFERENCE NO	MFR CODE	FIG NO	ITEM NO
M742	11568	25		PF25	66289	21	21
M758	11568	7	2	PF4	66289	11	11
M759	11568	7	5	PG315	66289	21	25
M761	11568	7	2	PG343C	66289	6	16
M80	11568	28	7	PG535	66289	15	49
NC143	66289	21	28	PG544	66289	3	9
NC143ES1	66289	22		PG563	66289	17	9
NF15-2A	11568	29			66289	20	3
NE15-6	11568	29		PG661	66289	13	6
NRS34	11568	29			66289	15	7
NR1H	11568	29	1	PH209B	66289	15	9
NR12	11568	29	11	PH22	66289	21	12
NR14-6	11568	32	16	PH253	66289	20	6
NR15	11568	30	7	PH482	66289	3	3
NR2AB	11568	29	2	PH84	66289	20	13
NR2B	11568	29	2	PK127A	66289	3	2
NR31	11568	30	6	PL87	66289	21	23
NR44	11568	36	4	PM117	66289	20	12
NR80	11568	27	8	PM117A	66289	20	12
N08W	87764	2	8	P1121A	66289	20	15
N115-13	11568	29		P1121C	66289	20	15
N115-3	11568	29		P1164G45	48816	36	15
	11568	29		P2220G42	86823	35	17
	11568	29		P2473	82796	10	3
N115-4	11568	29		QB58	66289	11	10
	11568	29		Q877	66289	11	5
	11568	29		QD484	66289	21	14
N115-6	11568	29		QD570A	66289	9	5
	11568	29		QD647	66289	6	9
	1568	29		QD670	66289	11	1
N121-13	11568	29		QD675	66289	24	31
	11568	29		QD695	66289	20	14
N121-2	11568	29		QD715	66289	24	
	11568	29		QF72A	66289	3	15
N38W	87764	2	8	QX2433	82796	10	1
OD715	66289	22		RB86	66289	22	
PA308	66289	21		RD116A	66289	3	
PB160	66289	6	14	RD127C	66289	3	4
PB164	66289	9	3	RF10-100	11568	27	21
PC118	66289	3	1	RE10-2F	11568	29	3
PC321	66289	21	6	RE10-51A	11568	32	14
PC372	66289	6	6	RE10-59	11568	32	13
PC393-2	66289	20	10	RE10-61	11568	32	12
PC393A	66289	20	10	RE10-62	11568	32	6
PC454	66289	13	1		11568	33	13
PD10	66289	9	1	RE10-63	11568	33	3
	66289	13	11	RE10-65	11568	32	11
PD11	66289	21	11	RE10-66	11568	32	8
PD115	66289	20	2		11568	33	16
PD115-2	66289	20	2	RE14-104	11568	27	7
PD147	66289	6	1	RE14-2	11568	29	6
PD184	66289	6	12	RE14-58	11568	33	5
PD77	66289	3	11	RE14-70	11568	33	6
	66289	6	15	RE14-71	11568	33	4
	66289	15	47	RE14-72	11568	33	7
PD78	66289	13	5	RE14-75	11568	33	8
	66289	15	10	RE14-81	11568	33	1
PD79	66289	17	1	RE14-83B	11568	27	10
PD9	66289	6	15	RF270	66289	11	12
PE101	66289	13	13	RE296	66289	6	7
	66289	21	2	RE4-105	11568	1	19
PE3	66289	3	10	RE4-7VG	11568	1	7
	66289	6	13	RE7-52A	11568	33	15
	66289	11	7	RE7-53A	11568	32	4
	66289	11	7	RE7-56A	11568	32	1
	66289	15	48		11568	33	9
	66289	21	4		11568	33	12
PF4	66289	13	7	RE7-57A	11568	32	7
	66289	15	11	RE7-60	11568	32	5
	66289	16	21		11568	33	14
	66289	21	26	RE7-81	11568	32	
PE49	66289	16	4		11568	33	
PE5	66289	3	13	RF269	66289	11	3
PE52	66289	17	7	RF279	66289	4	11
PE52A	66289	13	8	RJ152-2-51	66289	22	13
PE55	66289	20	8	RJ152GS1	66289	22	13
PE73	66289	13	13	RML280A	66289	22	
	66289	21	2	RML197	66289	11	13
PE74	66289	6	13		66289	11	13
PE76A	66289	17	6	RM494	66289	6	8
PE78	66289	14	13	RM980	66289	3	7
PE80A	66289	17	4	R10-44A	11568	36	4

SECTION IV. INDEX-FEDERAL STOCK NUMBER AND REFERENCE NUMBER
 CROSS-REFERENCE TO FIGURE AND ITEM NUMBER

REFERENCE NO	MFR CODE	FIG NO	ITEM NO	REFERENCE NO	MFR CODE	FIG NO	ITEM NO
R123-15	66289	22		XA73	66289	18	1
SB250A	11568	29	15	XA74	66289	3	8
SE14-30A	11568	27	9	XB20	66289	6	10
SE14-84	11568	27	23	XB78	66289	21	27
SF14-89	11568	27	20	XC14	66289	20	7
SE154	66289	21	24	XC64	66289	16	5
SE154B1	66289	22	10	XD15-2	66289	13	10
SF155-4	66289	22	3	XD16	66289	11	
SE155-7	66289	21	13		66289	11	4
SF157	66289	21	29		66289	13	9
SF158	66289	21	3		66289	16	20
SE165A	66289	16	2	XD17	66289	9	4
SF202	66289	18	2	XD17B	66289	15	8
SE30-101	11568	27	4	XD19	66289	17	8
SE30-18	11568	32	15	XD27	66289	3	12
SE5-2A	11568	29	7	XD28	66289	17	3
SE5-28	11568	32	3	XD29	66289	21	8
	11568	33	11	XD30	66289	21	9
SE5-41	11568	29	10	XD32	66289	17	5
SE5-42	11568	29	9	XD4	66289	6	12
SE5-72	11568	29	5	XD6	66289	11	17
SE5-8	11568	1	20	XD7	66289	11	8
SE5-82	11568	27	18	XD8	66289	6	10
SF5-83B	11568	27	12	KK1	66289	11	9
SE5-85	11568	27	1	KK3A	66289	25	
SE5-86B	11568	27	19	KK4	66289	25	
SE5-87	11568	27	17	XL252-5	66289	14	9
SE5-90	11568	27	2	X1	19728	13	18
SE5-91	11568	27	16	X1-1	66289	20	11
SE5-92	11568	27	26	X1-32	66289	20	17
SE5-95	11568	27	3	X11A	66289	20	11
SE5-96	11568	26		X132	66289	20	17
SE5-97	11568	27	6	X1460A	19728	15	33
SE5-98	15568	27	25	X259-13	11568	19	7
SK79	82796	9		X2875	19728	18	23
SP7835	11568	36	18	X2882	19728	18	16
TC301-3	66289	20	4	YC10	66289	19	16
TC301A	66289	20	4	YC10C	66289	19	16
TC4335	19728	15	3	YC26	66289	19	13
TD8	11568	29		YC66S9	66289	10	15
	11568	29		YD200	66289	14	3
	11568	29		YD200A	66289	14	3
TTM74D	66289	20		YE2	66289	19	23
TT74D	66289	20			66289	19	23
T1498	82796	9	23	YJ45	66289	14	4
T56-20	79960	11		YL182	66289	16	
T56-48	79960	11		YL191F	66289	13	32
T8538	76700	8	4		66289	14	15
UB375	11568	29	12	YL226A	66289	10	16
UC103F	66289	21	1	YL252-4	66289	14	8
UC133-12	66289	22	1	ZAK34H	71176	1	5
U173	66289	21		ZNE15	11568	29	7
U268	66289	34	2	ZN121	11568	29	6
U275	66289	22	1		11568	29	6
VB04201FT	19728	14	12	Z102	11568	32	
VB179A	66289	20	5	Z113	11568	33	
VB179A3	66289	20	5	Z115	11568	32	
VB73B	66289	26		Z117	11568	32	
VB82	66289	26	9	Z118	11568	33	VC34
VC34	66289	13	4	Z206	11568	36	12
VC35	66289	20	9	Z206-200	11568	36	12
VC35-2	66289	20	9	Z220A	11568	36	6
VE304	66289	20	1	Z220B	11568	35	
VF304C	66289	20	1		11568	35	
VF339A	66289	19	28	Z222	11568	26	2
VF428-1	66289	19	29	Z247-2	11568	1	
VE527WAL	66289	19	26		11568	1	17
VE584A	66289	20		Z247-3	11568	1	
WD66B	66289	21	16		11568	1	2
WE37-11S1	66289	3		Z247-4	11568	1	
WE37H	66289	3	5	Z247-5	11568	1	
WE37HS1	66289	3	5	Z248	66289	12	
WP406	81348	35		Z248-1	66289	12	1
WP521	81348	38	9	Z248-2	66289	12	2
WWP521	81348	21	22	Z248-3	66289	12	7
	81348	35	13	Z249	11568	26	
WWP521TYPE1	81348	24	26	Z256-10	11568	35	36
W69X4	79470	29	14	Z256-11	11568	35	3
XA33	66289	21	5		11568	39	17
XA34	66289	15	12	Z256-12	11568	38	11
XA66	66289	19	27	Z256-13	11568	38	12
XA73	66289	16	1	Z256-14	11568	40	1

SECTION IV. INDEX-FEDERAL STOCK NUMBER AND REFERENCE NUMBER
 CROSS-REFERENCE TO FIGURE AND ITEM NUMBER

REFERENCE NO	MFR CODE	FIG NO	ITEM NO	REFERENCE NO	MFR CODE	FIG NO	ITEM NO
Z256-15	11568	39	16	Z538A	11568	34	1
Z256-15A	11568	39	16	Z60A	11568	27	22
Z256-16	11568	39	6	Z67-7	75336	29	8
Z256-16A	11568	8	9	OR11	11568	25	
Z256-17	11568	40	3	OR111	11568	29	
Z256-18	11568	40	13		11568	29	
Z256-19	30399	40	18		11568	29	
Z256-2	11568	40	11	091165	09367	27	15
Z256-2A	11568	40	11	1-1-2NPT	86823	35	18
Z256-20	11568	40		1-2-13N	87764	38	
Z256-21	11568	40			87764	38	14
Z256-22	11568	40	10	1-2-13NC	87764	1	9
Z256-23	11568	40		1-2-134	87764	38	14
Z256-24	11568	40	16	1-2-905	11568	35	
Z256-25	11568	39	8	1-2-90PE	26403	35	35
	11568	40	17	1-2CN	86285	35	
Z256-26A	11568	40	15		86285	36	14
Z256-26B	11568	40	15	1-2FW	79807	35	32
Z256-26B1	11568	40	15	1-2T	86285	36	9
Z256-26C	11568	40	15	1-2W	79807	38	13
Z256-26C1	11568	40	15	1-2X1-1-2PN	86285	35	12
Z256-26D	11568	40	15		86285	36	7
Z256-26D1	11568	40	15	1-2X1-4	11568	36	
Z256-26E	11568	40	15	1-2X1-4RB	86285	35	
Z256-26F	11568	40	15		86285	35	15
Z256-26G	11568	40	15	1-2X15-1-2PN	86285	35	4
Z256-27	11568	35	34	1-2X3-4CS	11568	1	4
Z256-27A	11568	35	34	1-2X3-8BB	86285	35	26
Z256-28	11568	35	28	1-2X3-8RB	86285	35	14
Z256-29	11568	11	16		86285	35	26
Z256-3	11568	40	5	1-4	87005	38	8
Z256-3A	11568	40	5	1-4-20N	11568	35	6
Z256-30	11568	8	1	1-4-20	87005	38	10
Z256-31A	11568	8			87764	35	38
Z256-38	11568	8	3	1-4-20N	87764	1	10
Z256-4	11568	40	2		87764	8	10
Z256-5	11568	40	6		87764	19	
Z256-6	11568	40	9		87764	39	
Z256-7	11568	40	19	1-4-20X1-2CS	87764	19	
Z256-8	11568	40	12	1-4-20X1-2THMS	87764	40	8
Z256-8A	11568	40	12	1-4-20X3-4CS	87764	1	18
Z256-9	11568	39	8	1-4-20X3-8CS	87764	35	2
Z256A	11568	40	2	1-4-20X5-BRHMS	87764	35	9
Z257-2	11568	2	1	1-4-20X5-8S	11568	35	9
	11568	4	4	1-4-28BN	11568	7	3
Z257-3	11568	2	3	1-4-28NC	11568	29	
	11568	4	5		87764	29	
Z257-4	1568	2	2	1-4-28NO	87764	29	
	11568	4	6	1-4-90DEG	26403	35	21
Z258	115668	2		1-4-90SE	86285	35	21
Z258-1	11568	2	4	1-4CN	87005	19	
Z258-3	11568	2	15		87005	36	
Z258-4	11568	2	16	1-4ETL	79807	1	11
Z258-5	11568	38	3		79807	35	37
	57733	2	7	1-4FW	79807	1	12
Z259	11568	19			79807	39	5
Z259-10	11568	19	1	1-4LW	11568	7	4
Z259-11	11568	19	10		79807	1	15
Z259-12	11568	19	6	1-4PP	14959	8	6
Z259-14	11568	19	8		14959	22	5
Z259-16	11568	19	2	1-4SS	84513	29	
Z259-17	11568	19	9		84513	29	
Z259-18	11568	19	5	1-4W	79807	1	16
Z259-19	11568	19	11		79807	19	
Z259-20	11568	39	7	1-4XCLOSEPN	86285	35	19
Z259-21	11568	16	19	1-4X1-1-2MS	87764	8	2
Z259-22	11568	16	6	1-4X1-4X1-1-2K	11568	1	21
Z259-24	11568	14	10	1-4X1-8	87005	38	6
Z259-27	11568	19		1-4X1-8B	14959	38	6
Z259-29	11568	8	8	1-4X1-8SCB	87005	19	4
Z259-4	11568	19	21	1-4X14AT	11568	26	3
Z259-7	11568	19	25	1-4X17CT	11568	11	
Z259P15	11568	14	10	1-4X18PB	11568	26	
Z266	11568	26		1-4X20AT	11568	36	1
	11568	26		1-4X3-4CS	87764	1	13
Z269	11568	4	3	1-4X3-8-1-2AT	11568	26	8
Z269-2	11568	4	9	1-8-90E	26403	19	3
Z271-1	11568	1	1	1-8-90PE	26403	19	3
Z271-2	11568	1		1-8-90SE	11568	4	11
Z272	11568	1		1-8CPN	11568	4	12
Z282	11568	7	6	1-8FP	11568	2	5
Z538	11568	34	4	1-8X-16R	11568	2	17

SECTION IV. INDEX-FEDERAL STOCK NUMBER AND REFERENCE NUMBER
 CROSS-REFERENCE TO FIGURE AND ITEM NUMBER

REFERENCE NO	MFR CODE	FIG NO	ITEM NO	REFERENCE NO	MFR CODE	FIG NO	ITEM NO
1-8X3-16X7-32X	11568	40	14	5-16-18N	87764	35	23
1-8X5-16R	11568	2	17	5-16-18X1CS	87764	2	19
1-90DEGSE	26403	35	21		87764	35	16
1-90SE	14959	8	5	5-16-18X3-4CS	87764	1	
	14959	22	4		87764	35	16
1CL	87764	8	7				
10ETL	79807	19		5-16-18X5-16SS	84513	1	
10-24N	87764	4	8	5-16-18X5-8CS	87764	2	18
	87764	26	18	5-16-24X1	87764	23	
10-24X3-4CS	66289	26		5-16ETL	79807	1	
10-24X3-4MS	87764	26	17		79807	1	15
10-32N	87764	19			79807	2	13
	87764	40			79807	2	13
	87764	40			79807	22	7
	87764	40			79807	35	24
10-32X1-2FHMS	87764	40	7	5-15N	79807	19	
10-32X3-8FHMS	11568	40	4		87764	1	
	87764	40	4	5-16W	79807	1	
	87764	40	7		79807	1	16
10-32X5-8FHMS	87764	40			79807	2	12
10FTL	79807	19			79807	22	8
10S10D	82796	10	4		79807	22	8
10X3MS	87764	4	7	50-130P	19728	16	13
11-3-10	11568	26		6-3-8STS	87764	19	19
11-4	87005	26		6-32SN	87764	26	11
	87005	26		6-328-3-4CS	87764	26	6
	87005	29		6ETL	79807	26	12
1164G45	11568	36	15	6S6D	82796	10	2
12X194	19728	13	19	6S601	82796	9	26
	19728	15	21	6X1-2	87764	19	19
12X199	19728	15	2	60	11568	36	11
12199C	79960	11	14	60X4	79470	26	
12235C	79960	11	14	61X4	79470	26	
17-50	19728	16	12	6100X4	79470	11	
176B1	80749	6	4	6100X8	79470	35	29
179B1	80749	6	2	615A1	78940	6	3
1825A	87005	36	16	6200X4	79470	2	20
	92976	35	22		79470	19	4
2-8	87764	22	6		79470	26	15
2-8W	87764	22	6	6400X4	79470	26	13
2HN11	65705	8			79470	35	25
2NPT	86823	36	17	67	11568	36	13
2PP	48816	36	17	68F	30327	29	13
200X8	79470	35	30	698	94894	34	6
214389	00000	30	17	699	94894	34	6
216	11568	37	10	7-32X11-5H	11568	11	
3-1-2X1-1-8-2UA	11568	1		72X4	79470	26	16
3-8-16N	87764	30	12	730DCTDRG	08070	34	5
3-8-16X3CS	87764	22	9	7417	70903	19	
3-8-24LN	87764	19		7491	70903	10	
	87764	26		756-24	79960	11	
3-8-24N	87764	19		7866	11568	37	13
3-8ETL	79807	19		7867	11568	37	12
3-8LW	79807	22	7	7868	71342	37	2
3-8N	87764	22	6	7869	11568	37	9
3-8PC	86285	35	31	7870	11568	37	
	86285	35	31	7871	11568	37	3
3-8W	79807	22	8	7872	11568	37	4
	79807	30		7873	71342	37	5
3-8XCLOSEPN	86285	35	33	7874	11568	37	6
	86285	35	33	7875	11568	37	7
3-8X1-2	78590	24	27	7878	71342	37	
3-8X3-4CS	11568	1		7879	11568	37	11
3-8X4PN	11568	24	29	8-32N	87764	12	4
3-890PE	78590	24	28		87764	26	
31-2X11-8VA	11568	1		8-32X1-4RHMS	87764	19	
3325X2	79470	3	6	8-32X3-8RHM	87764	2	10
3326X4	79470	35	19	8-32X3-8RHMS	87764	12	3
36-87P	19728	16		8-32X5-8RHM	87764	2	9
36-89P	19728	16		8-32X5-8RHMS	87764	2	9
362X12V	57733	19		8ETL	79807	2	11
362X24	57733	19			79807	12	5
4L710-2	25472	1	8	8FTL	79807	2	11
400X8	79470	35	27		79807	4	13
41X4	79470	11		8S6U	82796	9	40
428289	57733	19	24	8X3-8MS	87764	26	
43	75336	29	8	81TL	79807	12	6
48-4	04255	4	2		79807	19	
49X4	79470	11	12	8205X12X8	79470	35	1
5-16-18	87764	39	4	8363	79470	19	25
5-16-18N	87764	1	14	88BX5	83179	36	5
	87764	2	14	88LB1-4X1-4	30327	38	2
	87764	19		9-16-18N	66289	19	30
	87764	22	6	9-161TL	66289	19	31

SECTION IV. INDEX-FEDERAL STOCK NUMBER AND REFERENCE NUMBER
CROSS-REFERENCE TO FIGURE AND ITEM NUMBER

REFERENCE NO.	MFG CODE	FIG NO.	ITEM NO.
9550	11568	37	7
9818	71342	37	8
9819	71342	37	

By Order of the Secretary of the Army:

Official:

VERNE L. BOWERS
Major General, United States Army
The Adjutant General

BRUCE PALMER, JR.
General, United States Army
Acting Chief of Staff

Distribution:

To be distributed in accordance with DA Form 12-25A (qty rqr
block no. 18) Organizational Maintenance requirements for Air
Compressors: 15 CFM.

TM 5-4310-227-20P COMPRESSOR, RECIPROCATING, AIR: 15 CFM; 175 PSI - 1972